

# Quality of Life : 2013 : Analysis of Results St Mary Hall

August 31, 2013

## Contents

|    |   |    |
|----|---|----|
| 1  | Demographic Variables                           | 2  |
| 2  | Item: Academic Matters                          | 5  |
| 3  | Item: Residence Life                            | 7  |
| 4  | Item: Residence Governance                      | 10 |
| 5  | Item: Discipline                                | 12 |
| 6  | Item: Support on Campus                         | 14 |
| 7  | Item: Safety and Security                       | 16 |
| 8  | Item: Administrative and Operational Efficiency | 18 |
| 9  | Item: Social Issues                             | 21 |
| 10 | Item: Sexism                                    | 25 |
| 11 | Item: Racism and Xenophobia                     | 26 |
| 12 | Item: Homophobia                                | 29 |
| 13 | Item: Religious Intolerance                     | 31 |
| 14 | Item: Disability                                | 33 |
| 15 | Item: House Warden                              | 34 |
| 16 | Item: Hall Warden                               | 38 |
| 17 | Summary of All Items                            | 40 |

# 1 Demographic Variables

Table 1: Your race:

|              | N    | St Mary Hall   | Other Hall      | Test Statistic            |
|--------------|------|----------------|-----------------|---------------------------|
|              |      | <i>N</i> = 215 | <i>N</i> = 2609 |                           |
| race : Asian | 2724 | 5% ( 10)       | 4% ( 104)       | $\chi^2_4 = 11, P = 0.03$ |
| Black        |      | 69% ( 140)     | 60% (1516)      |                           |
| Coloured     |      | 1% ( 2)        | 3% ( 79)        |                           |
| White        |      | 21% ( 43)      | 30% ( 755)      |                           |
| Other        |      | 4% ( 7)        | 3% ( 68)        |                           |

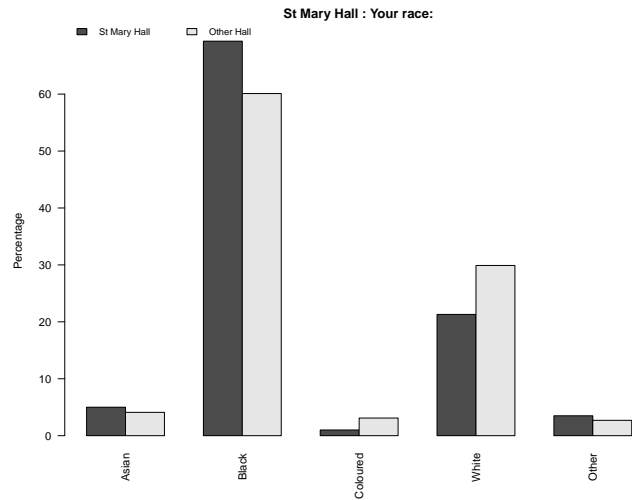


Table 2: Your sex:

|                | N    | St Mary Hall   | Other Hall      | Test Statistic              |
|----------------|------|----------------|-----------------|-----------------------------|
|                |      | <i>N</i> = 215 | <i>N</i> = 2609 |                             |
| sex : Female   | 2821 | 99.5% ( 214)   | 59.8% (1558)    | $\chi^2_2 = 136, P < 0.001$ |
| Male           |      | 0.0% ( 0)      | 39.8% (1038)    |                             |
| Intersex/Other |      | 0.5% ( 1)      | 0.4% ( 10)      |                             |

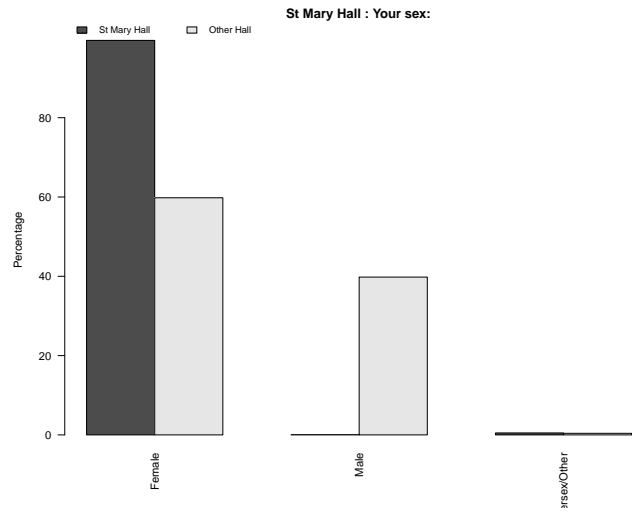


Table 3: Your sexual orientation:

|                       | N    | St Mary Hall | Other Hall   | Test Statistic          |
|-----------------------|------|--------------|--------------|-------------------------|
|                       |      | $N = 215$    | $N = 2609$   |                         |
| sex.orient : Straight | 2721 | 92.2% ( 188) | 91.9% (2314) | $\chi^2_4 = 4, P = 0.4$ |
| Lesbian               |      | 2.0% ( 4)    | 0.9% ( 23)   |                         |
| Gay                   |      | 0.5% ( 1)    | 1.8% ( 45)   |                         |
| Bisexual              |      | 3.4% ( 7)    | 3.7% ( 92)   |                         |
| Other                 |      | 2.0% ( 4)    | 1.7% ( 43)   |                         |

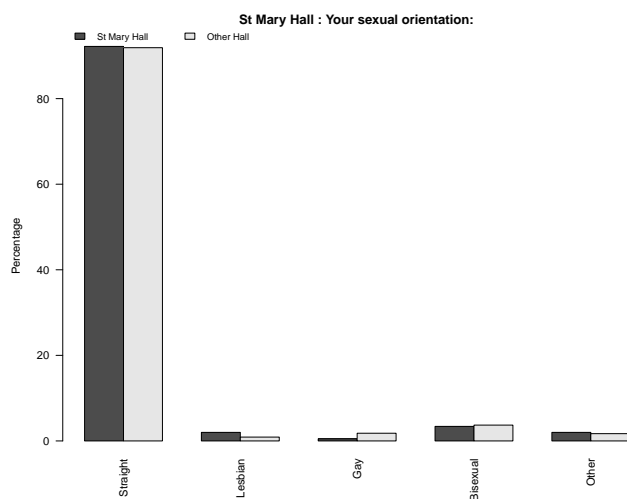


Table 4: Are you disabled? (physically challenged)

|                | N    | St Mary Hall | Other Hall   | Test Statistic           |
|----------------|------|--------------|--------------|--------------------------|
|                |      | $N = 215$    | $N = 2609$   |                          |
| disabled : Yes | 2713 | 2.5% ( 5)    | 0.9% ( 22)   | $\chi^2_1 = 5, P = 0.03$ |
| No             |      | 97.5% ( 198) | 99.1% (2488) |                          |

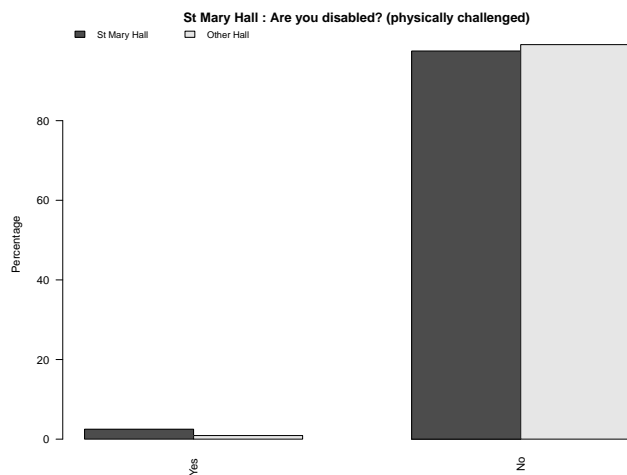
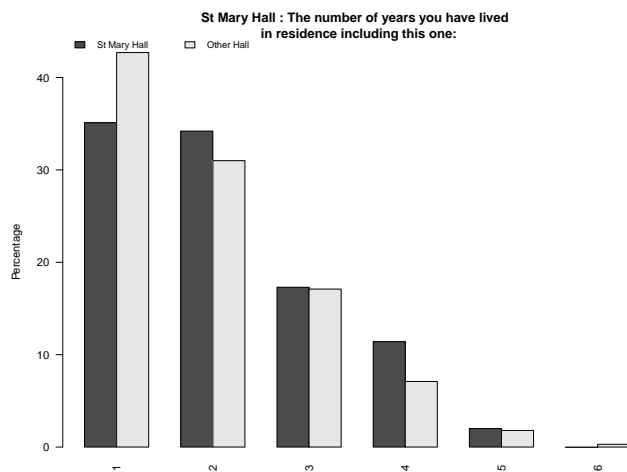


Table 5: The number of years you have lived in residence including this one:

|        | N    | St Mary Hall | Other Hall   | Test Statistic          |
|--------|------|--------------|--------------|-------------------------|
|        |      | $N = 215$    | $N = 2609$   |                         |
| q2 : 1 | 2638 | 35.1% ( 71)  | 42.7% (1040) | $\chi^2_5 = 8, P = 0.1$ |
| 2      |      | 34.2% ( 69)  | 31.0% ( 754) |                         |
| 3      |      | 17.3% ( 35)  | 17.1% ( 417) |                         |
| 4      |      | 11.4% ( 23)  | 7.1% ( 173)  |                         |
| 5      |      | 2.0% ( 4)    | 1.8% ( 44)   |                         |
| 6      |      | 0.0% ( 0)    | 0.3% ( 8)    |                         |



## 2 Item: Academic Matters

Table 6: I use the communal computers in our common room.

|                        | N    | St Mary Hall | Other Hall | Test Statistic             |
|------------------------|------|--------------|------------|----------------------------|
|                        |      | $N = 215$    | $N = 2609$ |                            |
| q6 : Strongly Disagree | 2623 | 49% ( 88)    | 35% (859)  | $\chi^2_4 = 22, P < 0.001$ |
| Disagree               |      | 23% ( 42)    | 20% (476)  |                            |
| Neutral                |      | 15% ( 27)    | 20% (494)  |                            |
| Agree                  |      | 7% ( 13)     | 16% (380)  |                            |
| Strongly Agree         |      | 6% ( 11)     | 10% (233)  |                            |

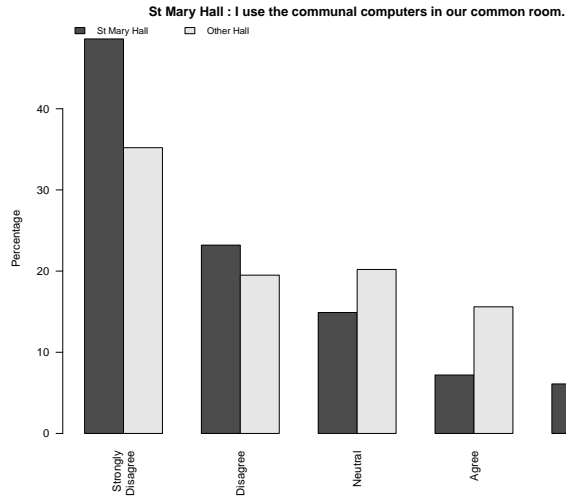


Table 7: In my residence, academic achievements are highly valued.

|                        | N    | St Mary Hall | Other Hall   | Test Statistic             |
|------------------------|------|--------------|--------------|----------------------------|
|                        |      | $N = 215$    | $N = 2609$   |                            |
| q7 : Strongly Disagree | 2809 | 0.9% ( 2)    | 1.1% ( 28)   | $\chi^2_4 = 22, P < 0.001$ |
| Disagree               |      | 4.2% ( 9)    | 3.5% ( 92)   |                            |
| Neutral                |      | 11.7% ( 25)  | 20.0% ( 520) |                            |
| Agree                  |      | 35.2% ( 75)  | 42.1% (1093) |                            |
| Strongly Agree         |      | 47.9% ( 102) | 33.2% ( 863) |                            |

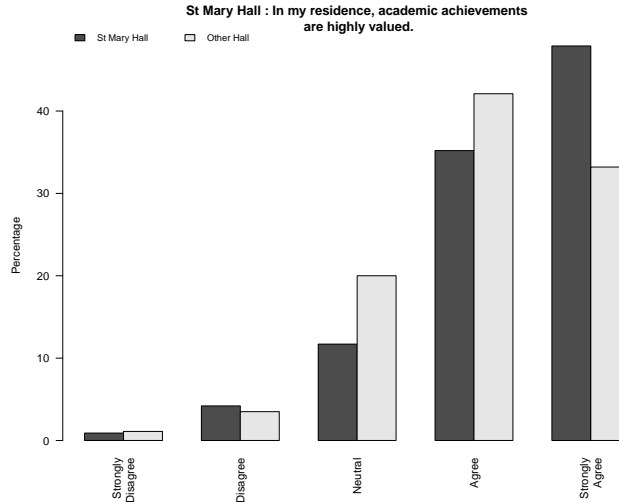
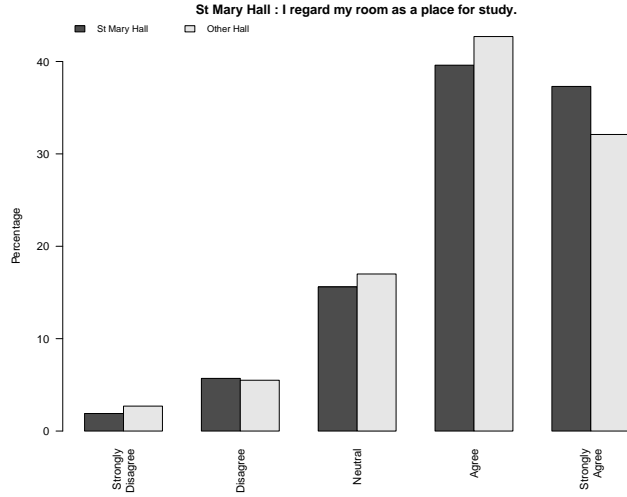


Table 8: I regard my room as a place for study.

|                         | N    | St Mary Hall | Other Hall | Test Statistic          |
|-------------------------|------|--------------|------------|-------------------------|
|                         |      | $N = 215$    | $N = 2609$ |                         |
| q25 : Strongly Disagree | 2787 | 2% ( 4)      | 3% ( 69)   | $\chi^2_4 = 3, P = 0.6$ |
| Disagree                |      | 6% ( 12)     | 6% ( 141)  |                         |
| Neutral                 |      | 16% ( 33)    | 17% ( 439) |                         |
| Agree                   |      | 40% ( 84)    | 43% (1099) |                         |
| Strongly Agree          |      | 37% ( 79)    | 32% ( 827) |                         |



### 3 Item: Residence Life

Table 9: Living in residence has enriched my personal development.

|                         | N    | St Mary Hall | Other Hall | Test Statistic          |
|-------------------------|------|--------------|------------|-------------------------|
|                         |      | $N = 215$    | $N = 2609$ |                         |
| q27 : Strongly Disagree | 2796 | 2% ( 4)      | 3% ( 66)   | $\chi^2_4 = 5, P = 0.3$ |
| Disagree                |      | 7% ( 15)     | 4% ( 110)  |                         |
| Neutral                 |      | 24% ( 50)    | 24% ( 622) |                         |
| Agree                   |      | 40% ( 85)    | 44% (1126) |                         |
| Strongly Agree          |      | 27% ( 58)    | 26% ( 660) |                         |

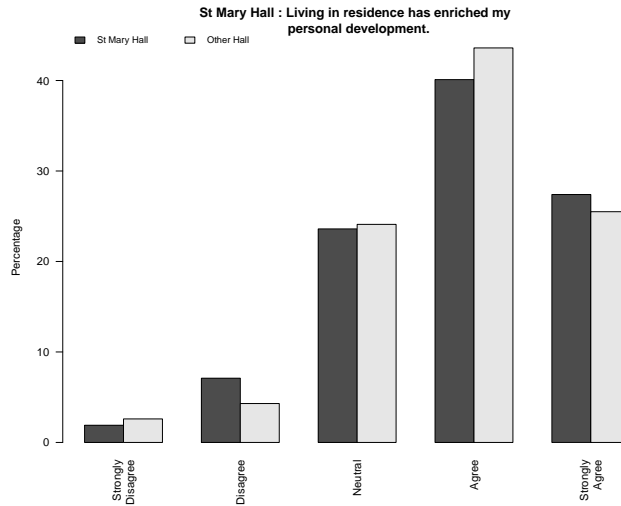


Table 10: The food in my dining hall is tasty and well prepared.

|                         | N    | St Mary Hall | Other Hall | Test Statistic           |
|-------------------------|------|--------------|------------|--------------------------|
|                         |      | $N = 215$    | $N = 2609$ |                          |
| q38 : Strongly Disagree | 2772 | 11% ( 24)    | 18% (451)  | $\chi^2_4 = 9, P = 0.06$ |
| Disagree                |      | 27% ( 57)    | 22% (562)  |                          |
| Neutral                 |      | 35% ( 74)    | 34% (866)  |                          |
| Agree                   |      | 24% ( 50)    | 21% (541)  |                          |
| Strongly Agree          |      | 3% ( 7)      | 6% (140)   |                          |

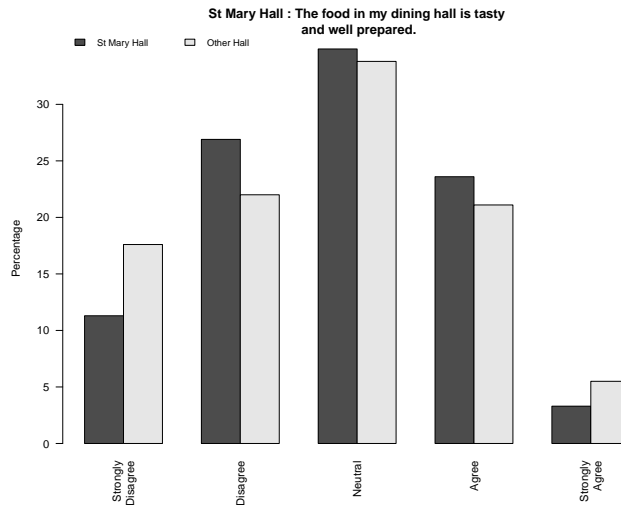


Table 11: I enjoy the spirit and sense of community in my residence.

|                         | N    | St Mary Hall | Other Hall | Test Statistic            |
|-------------------------|------|--------------|------------|---------------------------|
|                         |      | $N = 215$    | $N = 2609$ |                           |
| q43 : Strongly Disagree | 2741 | 4% ( 9)      | 2% ( 61)   | $\chi^2_4 = 11, P = 0.02$ |
| Disagree                |      | 5% ( 10)     | 5% ( 137)  |                           |
| Neutral                 |      | 30% ( 62)    | 25% ( 634) |                           |
| Agree                   |      | 43% ( 89)    | 41% (1045) |                           |
| Strongly Agree          |      | 17% ( 35)    | 26% ( 659) |                           |

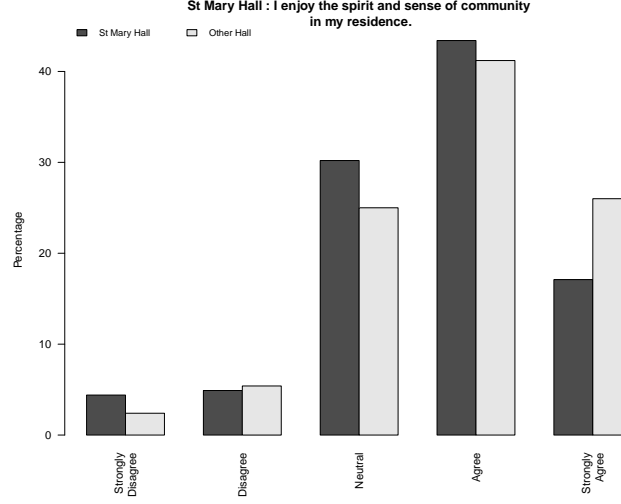


Table 12: My residence offers the chance to get involved in community engagement.

|                         | N    | St Mary Hall | Other Hall   | Test Statistic          |
|-------------------------|------|--------------|--------------|-------------------------|
|                         |      | $N = 215$    | $N = 2609$   |                         |
| q45 : Strongly Disagree | 2746 | 0.5% ( 1)    | 1.9% ( 49)   | $\chi^2_4 = 4, P = 0.4$ |
| Disagree                |      | 3.4% ( 7)    | 4.8% ( 123)  |                         |
| Neutral                 |      | 17.2% ( 35)  | 18.8% ( 478) |                         |
| Agree                   |      | 47.1% ( 96)  | 45.3% (1152) |                         |
| Strongly Agree          |      | 31.9% ( 65)  | 29.1% ( 740) |                         |

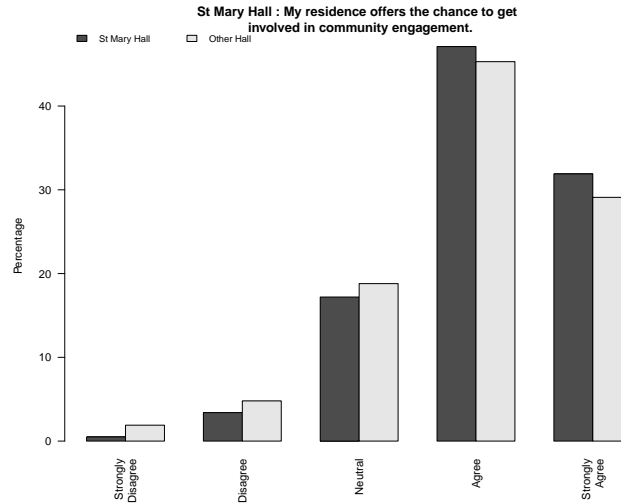




Table 13: In my residence we respect individuality and accept each others differences.

|                         | N    | St Mary Hall | Other Hall | Test Statistic            |
|-------------------------|------|--------------|------------|---------------------------|
|                         |      | $N = 215$    | $N = 2609$ |                           |
| q47 : Strongly Disagree | 2742 | 3% ( 6)      | 2% ( 49)   | $\chi^2_4 = 10, P = 0.04$ |
| Disagree                |      | 8% ( 17)     | 5% ( 125)  |                           |
| Neutral                 |      | 24% ( 50)    | 20% ( 513) |                           |
| Agree                   |      | 44% ( 90)    | 46% (1161) |                           |
| Strongly Agree          |      | 20% ( 42)    | 27% ( 689) |                           |

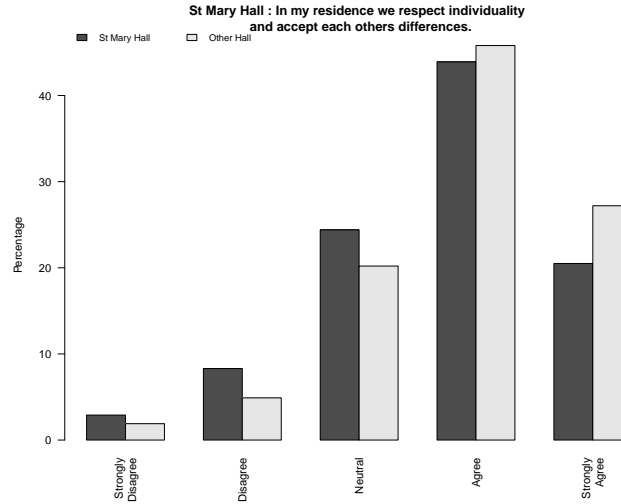
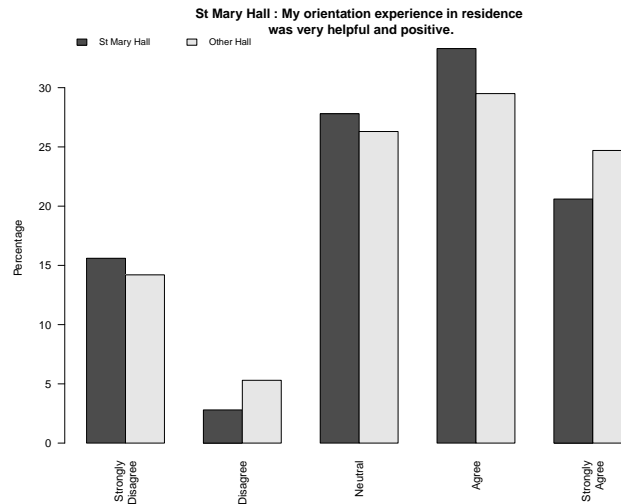


Table 14: My orientation experience in residence was very helpful and positive.

|                         | N    | St Mary Hall | Other Hall | Test Statistic          |
|-------------------------|------|--------------|------------|-------------------------|
|                         |      | $N = 215$    | $N = 2609$ |                         |
| q50 : Strongly Disagree | 2512 | 16% ( 28)    | 14% (331)  | $\chi^2_4 = 4, P = 0.4$ |
| Disagree                |      | 3% ( 5)      | 5% (123)   |                         |
| Neutral                 |      | 28% ( 50)    | 26% (613)  |                         |
| Agree                   |      | 33% ( 60)    | 30% (689)  |                         |
| Strongly Agree          |      | 21% ( 37)    | 25% (576)  |                         |



## 4 Item: Residence Governance

Table 15: My House Committee makes a positive contribution to the residence.

|                        | N    | St Mary Hall   | Other Hall      | Test Statistic            |
|------------------------|------|----------------|-----------------|---------------------------|
|                        |      | <i>N</i> = 215 | <i>N</i> = 2609 |                           |
| q8 : Strongly Disagree | 2805 | 2% ( 5)        | 2% ( 44)        | $\chi^2_4 = 11, P = 0.03$ |
| Disagree               |      | 2% ( 4)        | 4% ( 114)       |                           |
| Neutral                |      | 26% ( 56)      | 22% ( 566)      |                           |
| Agree                  |      | 50% ( 108)     | 45% ( 1171)     |                           |
| Strongly Agree         |      | 19% ( 41)      | 27% ( 696)      |                           |

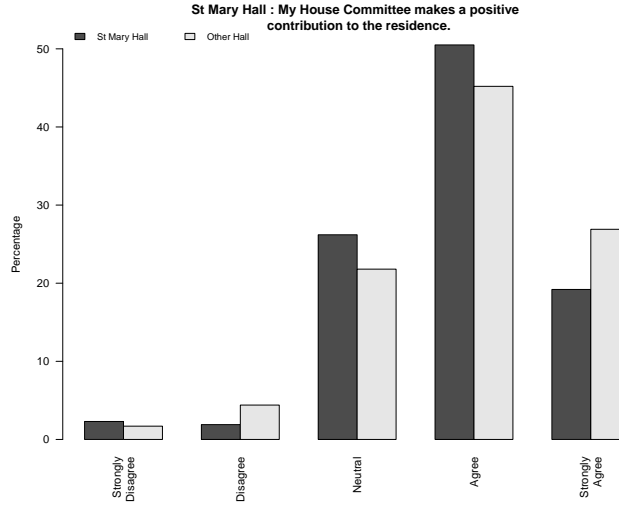


Table 16: My Sub-Wardens do a good job in helping to run the residence.

|                         | N    | St Mary Hall   | Other Hall      | Test Statistic          |
|-------------------------|------|----------------|-----------------|-------------------------|
|                         |      | <i>N</i> = 215 | <i>N</i> = 2609 |                         |
| q17 : Strongly Disagree | 2805 | 2% ( 5)        | 2% ( 52)        | $\chi^2_4 = 2, P = 0.8$ |
| Disagree                |      | 5% ( 11)       | 4% ( 99)        |                         |
| Neutral                 |      | 19% ( 40)      | 17% ( 445)      |                         |
| Agree                   |      | 46% ( 98)      | 46% ( 1199)     |                         |
| Strongly Agree          |      | 28% ( 59)      | 31% ( 797)      |                         |

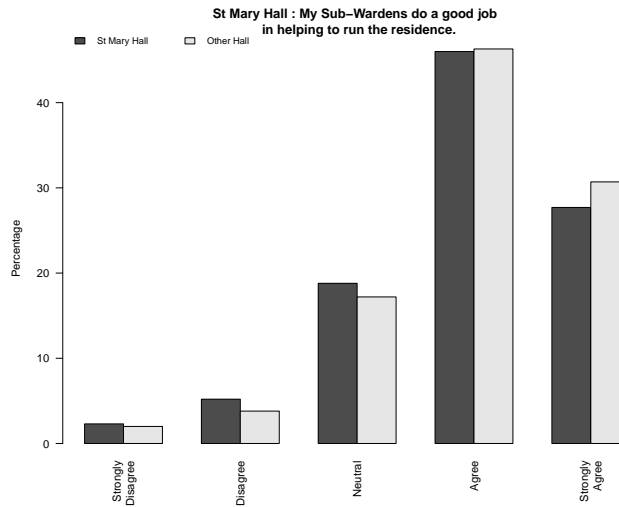


Table 17: Attending house meetings enables me to participate in the decision-making in the res.

|                         | N    | St Mary Hall | Other Hall | Test Statistic          |
|-------------------------|------|--------------|------------|-------------------------|
|                         |      | $N = 215$    | $N = 2609$ |                         |
| q32 : Strongly Disagree | 2794 | 5% ( 11)     | 5% (137)   | $\chi^2_4 = 2, P = 0.8$ |
| Disagree                |      | 8% ( 17)     | 8% (198)   |                         |
| Neutral                 |      | 34% ( 71)    | 30% (765)  |                         |
| Agree                   |      | 36% ( 77)    | 39% (998)  |                         |
| Strongly Agree          |      | 17% ( 36)    | 19% (484)  |                         |

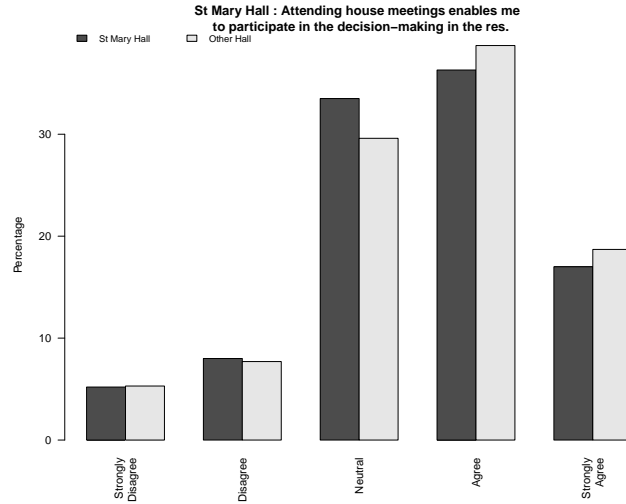
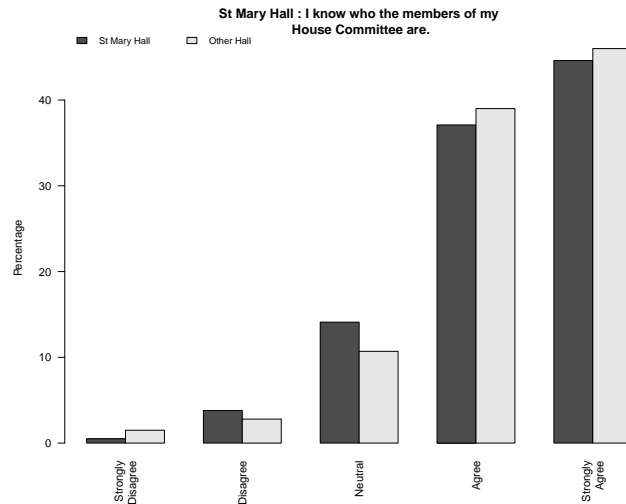


Table 18: I know who the members of my House Committee are.

|                         | N    | St Mary Hall | Other Hall   | Test Statistic          |
|-------------------------|------|--------------|--------------|-------------------------|
|                         |      | $N = 215$    | $N = 2609$   |                         |
| q39 : Strongly Disagree | 2798 | 0.5% ( 1)    | 1.5% ( 39)   | $\chi^2_4 = 4, P = 0.3$ |
| Disagree                |      | 3.8% ( 8)    | 2.8% ( 72)   |                         |
| Neutral                 |      | 14.1% ( 30)  | 10.7% ( 276) |                         |
| Agree                   |      | 37.1% ( 79)  | 39.0% (1008) |                         |
| Strongly Agree          |      | 44.6% ( 95)  | 46.0% (1190) |                         |



## 5 Item: Discipline

Table 19: I believe that the disciplinary system is applied fairly and consistently.

|                         | N    | St Mary Hall<br><i>N</i> = 215 | Other Hall<br><i>N</i> = 2609 | Test Statistic             |
|-------------------------|------|--------------------------------|-------------------------------|----------------------------|
| q12 : Strongly Disagree | 2789 | 5% ( 10)                       | 4% ( 91)                      | $\chi^2_4 = 15, P = 0.005$ |
| Disagree                |      | 16% ( 33)                      | 8% ( 214)                     |                            |
| Neutral                 |      | 29% ( 61)                      | 30% ( 786)                    |                            |
| Agree                   |      | 38% ( 80)                      | 40% (1033)                    |                            |
| Strongly Agree          |      | 13% ( 28)                      | 18% ( 453)                    |                            |

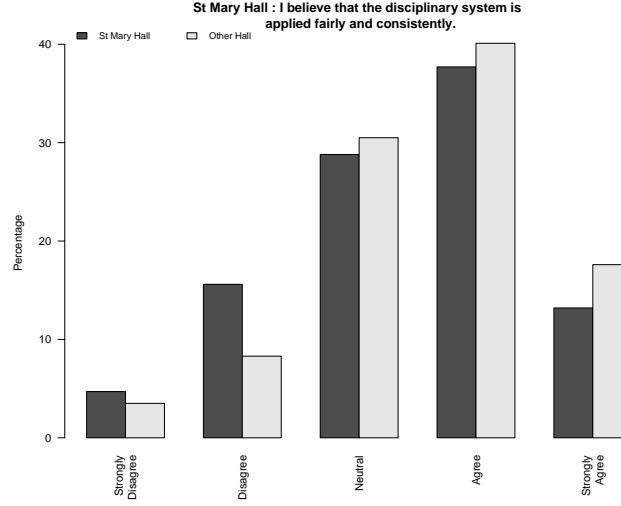


Table 20: If conflict arises in my res, it is resolved quickly and effectively.

|                         | N    | St Mary Hall<br><i>N</i> = 215 | Other Hall<br><i>N</i> = 2609 | Test Statistic           |
|-------------------------|------|--------------------------------|-------------------------------|--------------------------|
| q28 : Strongly Disagree | 2778 | 3% ( 6)                        | 2% ( 65)                      | $\chi^2_4 = 9, P = 0.06$ |
| Disagree                |      | 8% ( 17)                       | 6% ( 149)                     |                          |
| Neutral                 |      | 42% ( 88)                      | 35% ( 909)                    |                          |
| Agree                   |      | 36% ( 75)                      | 40% (1033)                    |                          |
| Strongly Agree          |      | 11% ( 22)                      | 16% ( 414)                    |                          |

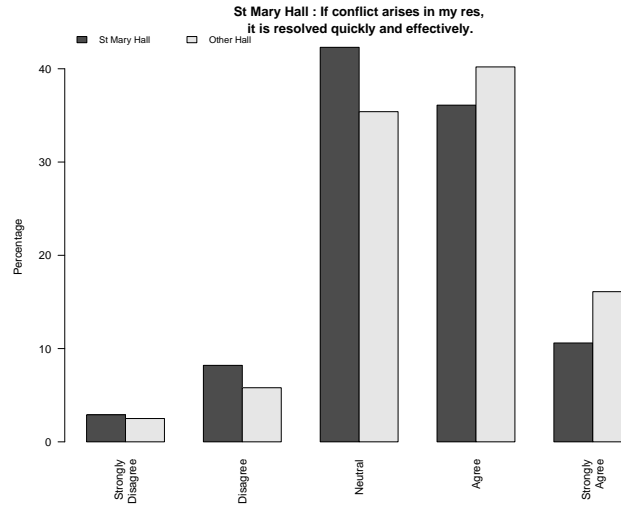
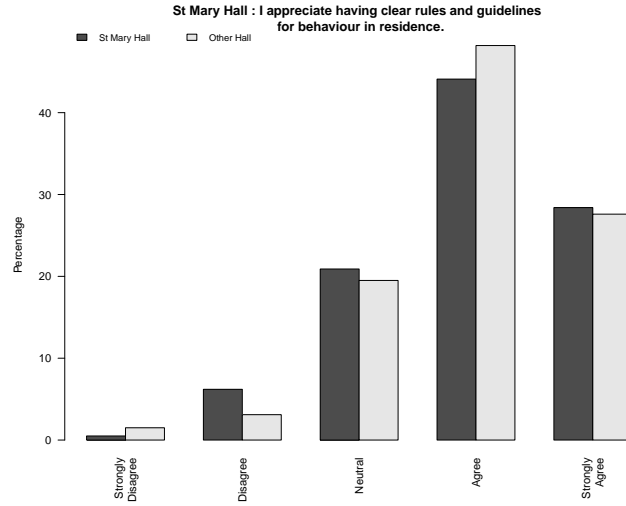


Table 21: I appreciate having clear rules and guidelines for behaviour in residence.

|                         | N    | St Mary Hall   | Other Hall      | Test Statistic           |
|-------------------------|------|----------------|-----------------|--------------------------|
|                         |      | <i>N</i> = 215 | <i>N</i> = 2609 |                          |
| q37 : Strongly Disagree | 2784 | 0.5% ( 1)      | 1.5% ( 39)      | $\chi^2_4 = 8, P = 0.09$ |
| Disagree                |      | 6.2% ( 13)     | 3.1% ( 79)      |                          |
| Neutral                 |      | 20.9% ( 44)    | 19.5% ( 503)    |                          |
| Agree                   |      | 44.1% ( 93)    | 48.2% (1241)    |                          |
| Strongly Agree          |      | 28.4% ( 60)    | 27.6% ( 711)    |                          |



## 6 Item: Support on Campus

Table 22: I am satisfied with the level of service I received from the Health Care Centre.

|                        | N    | St Mary Hall   | Other Hall      | Test Statistic          |
|------------------------|------|----------------|-----------------|-------------------------|
|                        |      | <i>N</i> = 215 | <i>N</i> = 2609 |                         |
| q4 : Strongly Disagree | 2780 | 5% ( 11)       | 4% ( 90)        | $\chi^2_5 = 3, P = 0.7$ |
| Disagree               |      | 6% ( 13)       | 8% (196)        |                         |
| Neutral                |      | 19% ( 39)      | 21% (536)       |                         |
| Agree                  |      | 29% ( 60)      | 28% (730)       |                         |
| Strongly Agree         |      | 16% ( 34)      | 16% (401)       |                         |
| NA                     |      | 25% ( 52)      | 24% (618)       |                         |

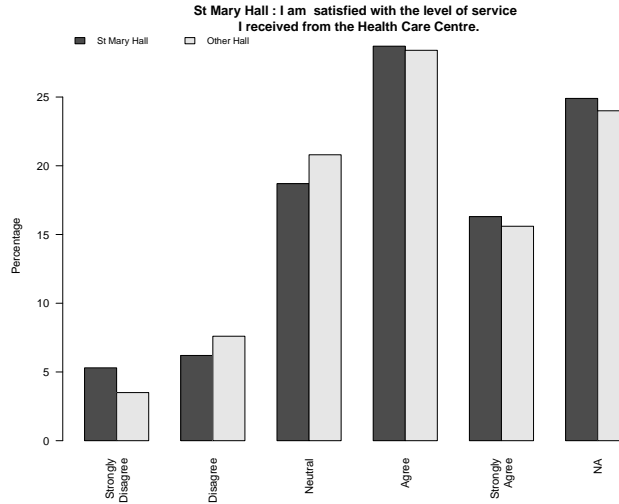


Table 23: I am satisfied with the level of service I received from the Counselling Centre.

|                         | N    | St Mary Hall   | Other Hall      | Test Statistic          |
|-------------------------|------|----------------|-----------------|-------------------------|
|                         |      | <i>N</i> = 215 | <i>N</i> = 2609 |                         |
| q15 : Strongly Disagree | 2749 | 2% ( 4)        | 2% ( 56)        | $\chi^2_5 = 7, P = 0.2$ |
| Disagree                |      | 5% ( 10)       | 3% ( 82)        |                         |
| Neutral                 |      | 13% ( 27)      | 19% ( 490)      |                         |
| Agree                   |      | 12% ( 25)      | 13% ( 327)      |                         |
| Strongly Agree          |      | 8% ( 17)       | 9% ( 227)       |                         |
| NA                      |      | 60% ( 123)     | 54% (1361)      |                         |

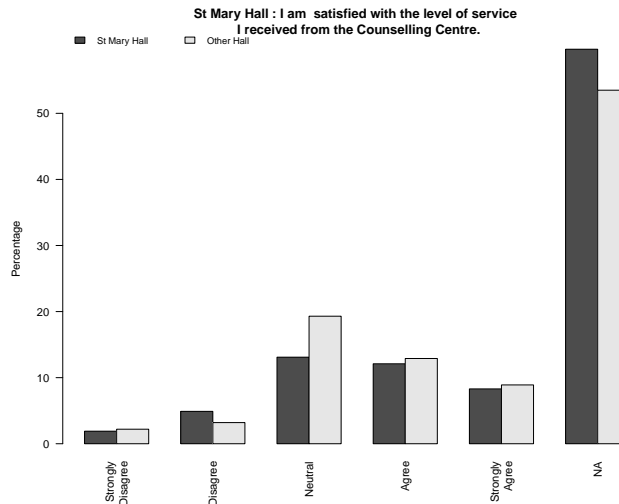


Table 24: I am satisfied with the level of service I have received from the Career Centre.

|                         | N    | St Mary Hall | Other Hall  | Test Statistic            |
|-------------------------|------|--------------|-------------|---------------------------|
|                         |      | $N = 215$    | $N = 2609$  |                           |
| q24 : Strongly Disagree | 2742 | 0% ( 0)      | 2% ( 48)    | $\chi^2_5 = 12, P = 0.04$ |
| Disagree                |      | 5% ( 10)     | 3% ( 78)    |                           |
| Neutral                 |      | 14% ( 29)    | 19% ( 479)  |                           |
| Agree                   |      | 11% ( 23)    | 14% ( 369)  |                           |
| Strongly Agree          |      | 7% ( 14)     | 7% ( 189)   |                           |
| NA                      |      | 63% ( 127)   | 54% ( 1376) |                           |

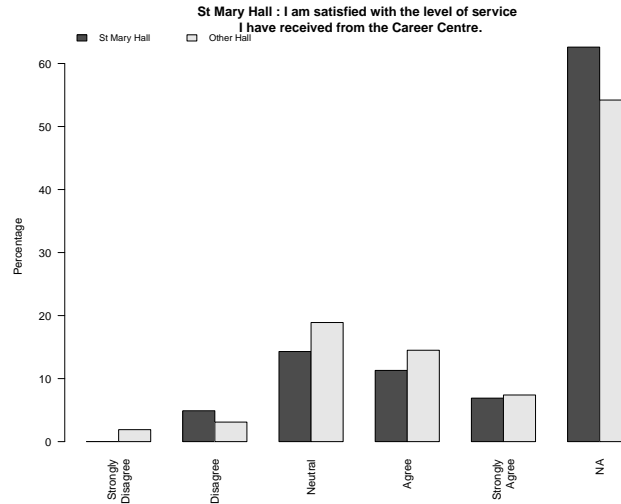
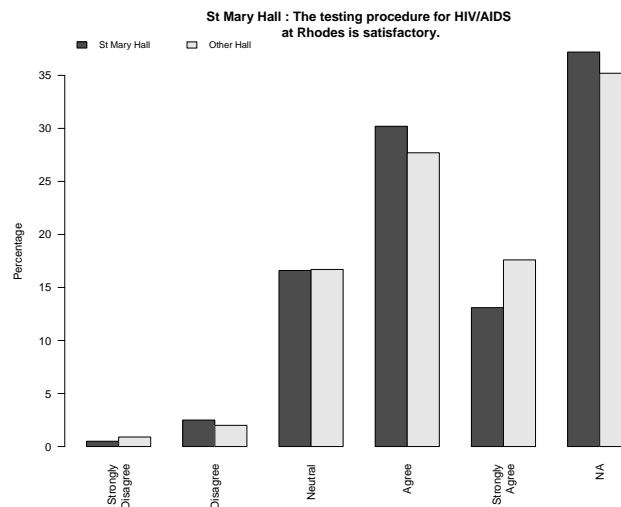


Table 25: The testing procedure for HIV/AIDS at Rhodes is satisfactory.

|                         | N    | St Mary Hall | Other Hall   | Test Statistic          |
|-------------------------|------|--------------|--------------|-------------------------|
|                         |      | $N = 215$    | $N = 2609$   |                         |
| q44 : Strongly Disagree | 2715 | 0.5% ( 1)    | 0.9% ( 22)   | $\chi^2_5 = 3, P = 0.6$ |
| Disagree                |      | 2.5% ( 5)    | 2.0% ( 50)   |                         |
| Neutral                 |      | 16.6% ( 33)  | 16.7% ( 420) |                         |
| Agree                   |      | 30.2% ( 60)  | 27.7% ( 696) |                         |
| Strongly Agree          |      | 13.1% ( 26)  | 17.6% ( 443) |                         |
| NA                      |      | 37.2% ( 74)  | 35.2% ( 885) |                         |



## 7 Item: Safety and Security

Table 26: I feel safe walking around campus at night.

|                         | N    | St Mary Hall<br><i>N</i> = 215 | Other Hall<br><i>N</i> = 2609 | Test Statistic           |
|-------------------------|------|--------------------------------|-------------------------------|--------------------------|
| q10 : Strongly Disagree | 2813 | 0.5% ( 1)                      | 3.7% ( 96)                    | $\chi^2_4 = 9, P = 0.06$ |
| Disagree                |      | 8.0% ( 17)                     | 8.6% ( 223)                   |                          |
| Neutral                 |      | 23.5% ( 50)                    | 20.1% ( 522)                  |                          |
| Agree                   |      | 44.6% ( 95)                    | 40.2% (1046)                  |                          |
| Strongly Agree          |      | 23.5% ( 50)                    | 27.4% ( 713)                  |                          |

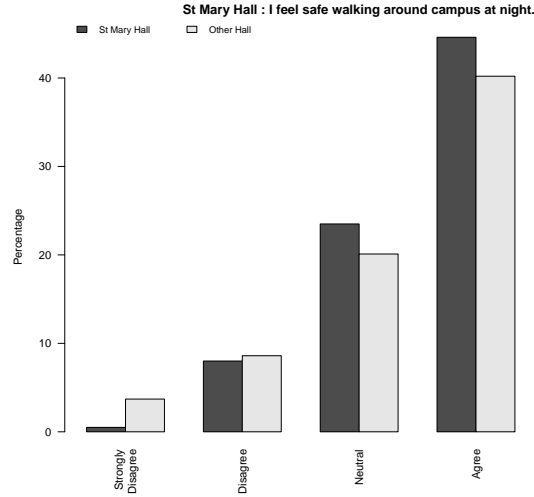


Table 27: The safety precautions in my residence are sufficient.

|                         | N    | St Mary Hall<br><i>N</i> = 215 | Other Hall<br><i>N</i> = 2609 | Test Statistic            |
|-------------------------|------|--------------------------------|-------------------------------|---------------------------|
| q29 : Strongly Disagree | 2789 | 1% ( 3)                        | 2% ( 44)                      | $\chi^2_4 = 12, P = 0.02$ |
| Disagree                |      | 1% ( 3)                        | 4% ( 105)                     |                           |
| Neutral                 |      | 28% ( 60)                      | 22% ( 564)                    |                           |
| Agree                   |      | 53% ( 111)                     | 49% (1268)                    |                           |
| Strongly Agree          |      | 16% ( 34)                      | 23% ( 597)                    |                           |

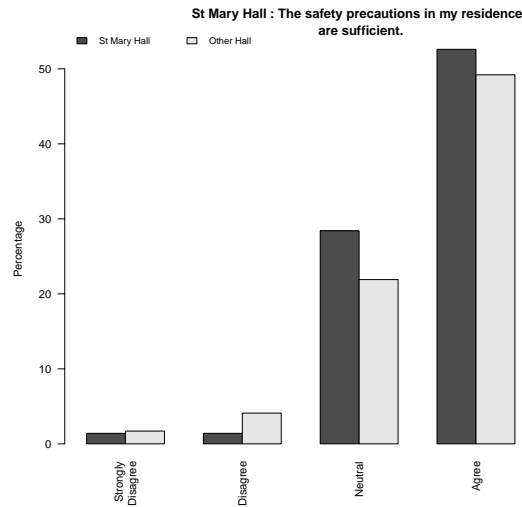
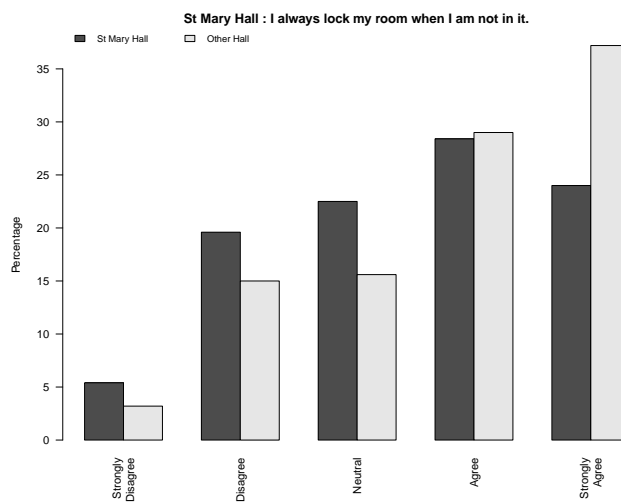




Table 28: I always lock my room when I am not in it.

|                         | N    | St Mary Hall<br><i>N</i> = 215 | Other Hall<br><i>N</i> = 2609 | Test Statistic             |
|-------------------------|------|--------------------------------|-------------------------------|----------------------------|
| q41 : Strongly Disagree | 2754 | 5% ( 11)                       | 3% ( 81)                      | $\chi^2_4 = 20, P < 0.001$ |
| Disagree                |      | 20% ( 40)                      | 15% (383)                     |                            |
| Neutral                 |      | 22% ( 46)                      | 16% (399)                     |                            |
| Agree                   |      | 28% ( 58)                      | 29% (739)                     |                            |
| Strongly Agree          |      | 24% ( 49)                      | 37% (948)                     |                            |



## 8 Item: Administrative and Operational Efficiency

Table 29: Communication relating to res events, safety and University news is clear and effective.

|                         | N    | St Mary Hall<br><i>N</i> = 215 | Other Hall<br><i>N</i> = 2609 | Test Statistic          |
|-------------------------|------|--------------------------------|-------------------------------|-------------------------|
| q22 : Strongly Disagree | 2803 | 0.9% ( 2)                      | 1.7% ( 45)                    | $\chi^2_4 = 4, P = 0.4$ |
| Disagree                |      | 5.2% ( 11)                     | 6.4% ( 167)                   |                         |
| Neutral                 |      | 33.0% ( 70)                    | 27.8% ( 721)                  |                         |
| Agree                   |      | 45.8% ( 97)                    | 46.2% (1196)                  |                         |
| Strongly Agree          |      | 15.1% ( 32)                    | 17.8% ( 462)                  |                         |

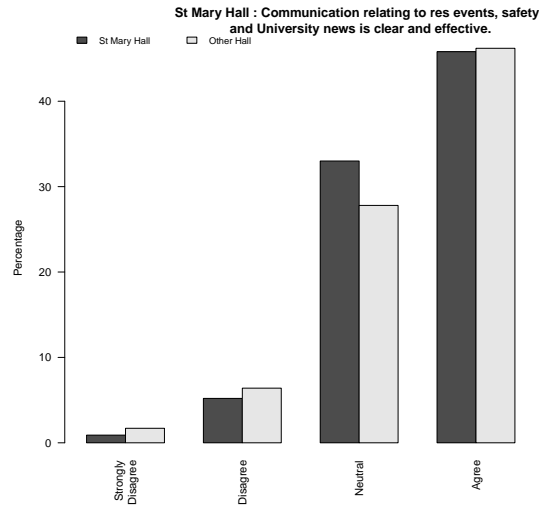


Table 30: The Hall Administrator contributes significantly to the efficient running of the Hall.

|                         | N    | St Mary Hall<br><i>N</i> = 215 | Other Hall<br><i>N</i> = 2609 | Test Statistic          |
|-------------------------|------|--------------------------------|-------------------------------|-------------------------|
| q33 : Strongly Disagree | 2754 | 1% ( 3)                        | 2% ( 42)                      | $\chi^2_4 = 4, P = 0.4$ |
| Disagree                |      | 1% ( 3)                        | 4% ( 96)                      |                         |
| Neutral                 |      | 30% ( 62)                      | 32% (811)                     |                         |
| Agree                   |      | 38% ( 80)                      | 36% (927)                     |                         |
| Strongly Agree          |      | 30% ( 62)                      | 26% (668)                     |                         |

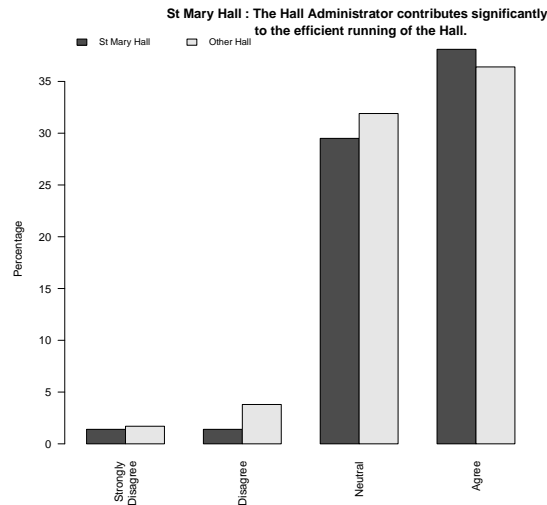


Table 31: I am satisfied with the level of cleanliness of my residence

|                         | N    | St Mary Hall | Other Hall | Test Statistic           |
|-------------------------|------|--------------|------------|--------------------------|
|                         |      | $N = 215$    | $N = 2609$ |                          |
| q40 : Strongly Disagree | 2806 | 10% ( 22)    | 7% (176)   | $\chi^2_4 = 8, P = 0.09$ |
| Disagree                |      | 17% ( 37)    | 14% (360)  |                          |
| Neutral                 |      | 22% ( 47)    | 25% (651)  |                          |
| Agree                   |      | 37% ( 78)    | 36% (943)  |                          |
| Strongly Agree          |      | 14% ( 29)    | 18% (463)  |                          |

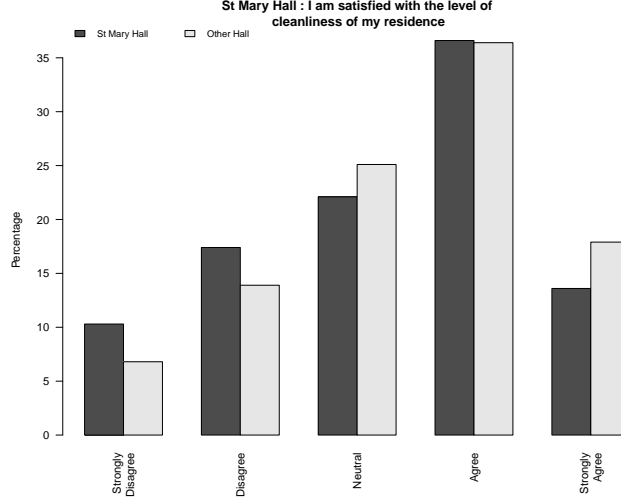


Table 32: The gardens surrounding my residence are well looked after.

|                         | N    | St Mary Hall | Other Hall   | Test Statistic             |
|-------------------------|------|--------------|--------------|----------------------------|
|                         |      | $N = 215$    | $N = 2609$   |                            |
| q42 : Strongly Disagree | 2751 | 0.0% ( 0)    | 2.9% ( 73)   | $\chi^2_4 = 32, P < 0.001$ |
| Disagree                |      | 0.5% ( 1)    | 6.7% ( 171)  |                            |
| Neutral                 |      | 15.1% ( 31)  | 19.9% ( 506) |                            |
| Agree                   |      | 42.0% ( 86)  | 42.1% (1072) |                            |
| Strongly Agree          |      | 42.4% ( 87)  | 28.4% ( 724) |                            |

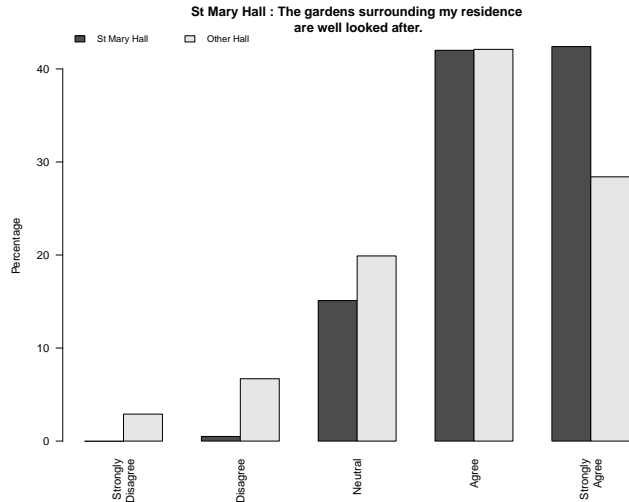
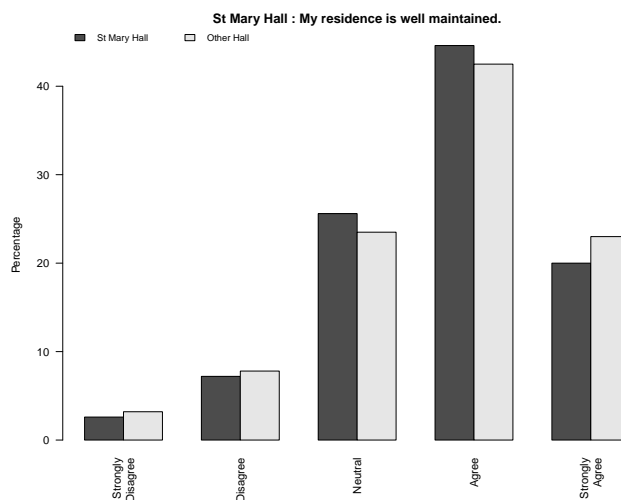


Table 33: My residence is well maintained.

|                         | N    | St Mary Hall | Other Hall | Test Statistic          |
|-------------------------|------|--------------|------------|-------------------------|
|                         |      | $N = 215$    | $N = 2609$ |                         |
| q48 : Strongly Disagree | 2634 | 3% ( 5)      | 3% ( 78)   | $\chi^2_4 = 2, P = 0.8$ |
| Disagree                |      | 7% ( 14)     | 8% ( 191)  |                         |
| Neutral                 |      | 26% ( 50)    | 24% ( 573) |                         |
| Agree                   |      | 45% ( 87)    | 42% (1036) |                         |
| Strongly Agree          |      | 20% ( 39)    | 23% ( 561) |                         |



## 9 Item: Social Issues

Table 34: My residence is quiet enough for me to sleep or study when I want to.

|                        | N    | St Mary Hall | Other Hall | Test Statistic          |
|------------------------|------|--------------|------------|-------------------------|
|                        |      | $N = 215$    | $N = 2609$ |                         |
| q5 : Strongly Disagree | 2809 | 1% ( 3)      | 5% ( 124)  | $\chi^2_4 = 6, P = 0.2$ |
| Disagree               |      | 13% ( 27)    | 12% ( 322) |                         |
| Neutral                |      | 24% ( 51)    | 23% ( 607) |                         |
| Agree                  |      | 39% ( 83)    | 40% (1039) |                         |
| Strongly Agree         |      | 23% ( 49)    | 19% ( 504) |                         |

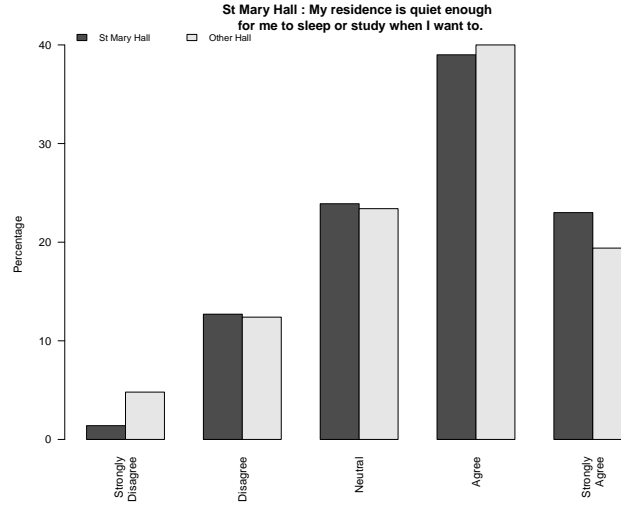


Table 35: Living in res has taught me a lot about diversity of culture, belief and life-style.

|                         | N    | St Mary Hall | Other Hall   | Test Statistic          |
|-------------------------|------|--------------|--------------|-------------------------|
|                         |      | $N = 215$    | $N = 2609$   |                         |
| q14 : Strongly Disagree | 2805 | 0.9% ( 2)    | 1.8% ( 47)   | $\chi^2_4 = 5, P = 0.3$ |
| Disagree                |      | 3.8% ( 8)    | 3.2% ( 84)   |                         |
| Neutral                 |      | 11.7% ( 25)  | 16.2% ( 421) |                         |
| Agree                   |      | 46.9% ( 100) | 41.7% (1080) |                         |
| Strongly Agree          |      | 36.6% ( 78)  | 37.0% ( 960) |                         |

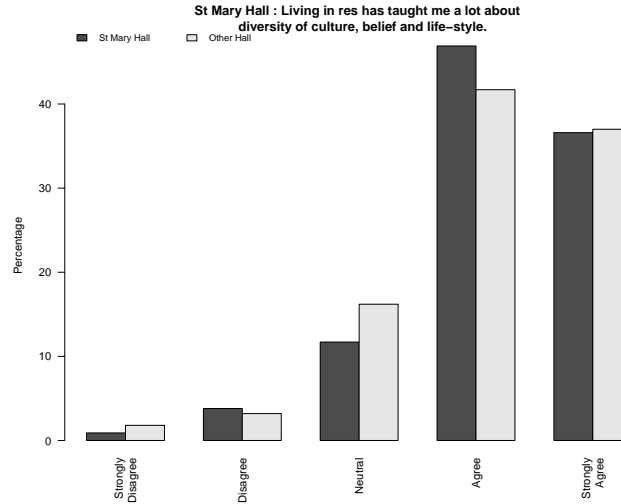


Table 36: Noise outside my residence prevents me from studying / sleeping.

|                         | N    | St Mary Hall | Other Hall | Test Statistic            |
|-------------------------|------|--------------|------------|---------------------------|
|                         |      | $N = 215$    | $N = 2609$ |                           |
| q19 : Strongly Disagree | 2802 | 12% ( 26)    | 17% (443)  | $\chi^2_4 = 11, P = 0.03$ |
| Disagree                |      | 22% ( 48)    | 28% (718)  |                           |
| Neutral                 |      | 25% ( 53)    | 24% (633)  |                           |
| Agree                   |      | 24% ( 51)    | 19% (490)  |                           |
| Strongly Agree          |      | 16% ( 35)    | 12% (305)  |                           |

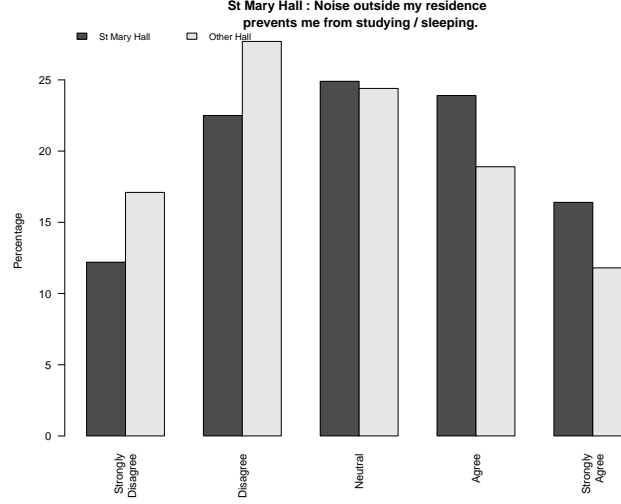


Table 37: There is a drug problem in my res.

|                         | N    | St Mary Hall | Other Hall | Test Statistic            |
|-------------------------|------|--------------|------------|---------------------------|
|                         |      | $N = 215$    | $N = 2609$ |                           |
| q20 : Strongly Disagree | 2743 | 47% ( 96)    | 45% (1136) | $\chi^2_4 = 13, P = 0.01$ |
| Disagree                |      | 34% ( 70)    | 29% ( 735) |                           |
| Neutral                 |      | 16% ( 33)    | 18% ( 445) |                           |
| Agree                   |      | 1% ( 2)      | 5% ( 126)  |                           |
| Strongly Agree          |      | 1% ( 2)      | 4% ( 98)   |                           |

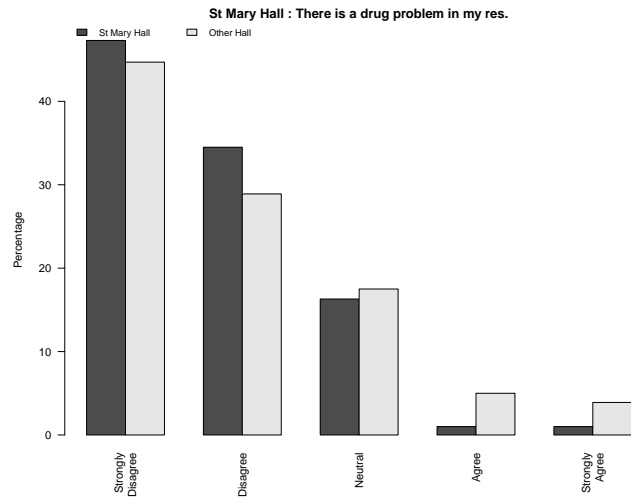


Table 38: There is an alcohol problem in my res.

|                         | N    | St Mary Hall<br><i>N</i> = 215 | Other Hall<br><i>N</i> = 2609 | Test Statistic             |
|-------------------------|------|--------------------------------|-------------------------------|----------------------------|
| q26 : Strongly Disagree | 2776 | 32% ( 67)                      | 26% (667)                     | $\chi^2_4 = 18, P = 0.001$ |
| Disagree                |      | 38% ( 79)                      | 30% (773)                     |                            |
| Neutral                 |      | 21% ( 43)                      | 27% (698)                     |                            |
| Agree                   |      | 7% ( 15)                       | 11% (274)                     |                            |
| Strongly Agree          |      | 2% ( 4)                        | 6% (156)                      |                            |

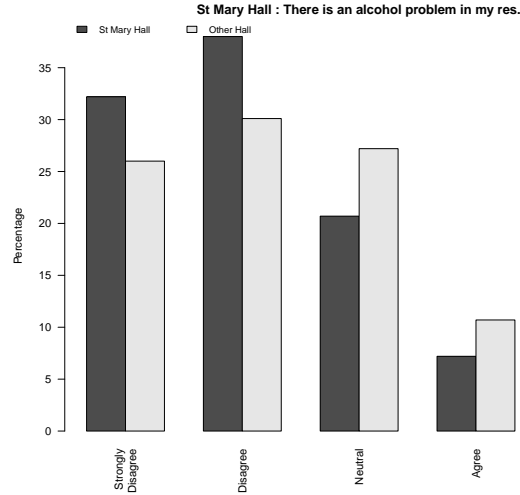


Table 39: I am comfortable living with people who are HIV positive.

|                          | N    | St Mary Hall<br><i>N</i> = 215 | Other Hall<br><i>N</i> = 2609 | Test Statistic          |
|--------------------------|------|--------------------------------|-------------------------------|-------------------------|
| q31e : Strongly Disagree | 2801 | 1% ( 3)                        | 1% ( 35)                      | $\chi^2_4 = 3, P = 0.6$ |
| Disagree                 |      | 3% ( 6)                        | 2% ( 47)                      |                         |
| Neutral                  |      | 11% ( 23)                      | 12% ( 305)                    |                         |
| Agree                    |      | 39% ( 84)                      | 35% ( 917)                    |                         |
| Strongly Agree           |      | 46% ( 97)                      | 50% (1284)                    |                         |

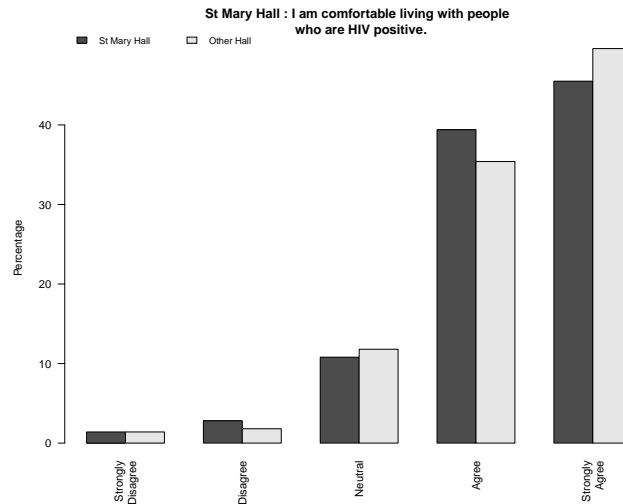
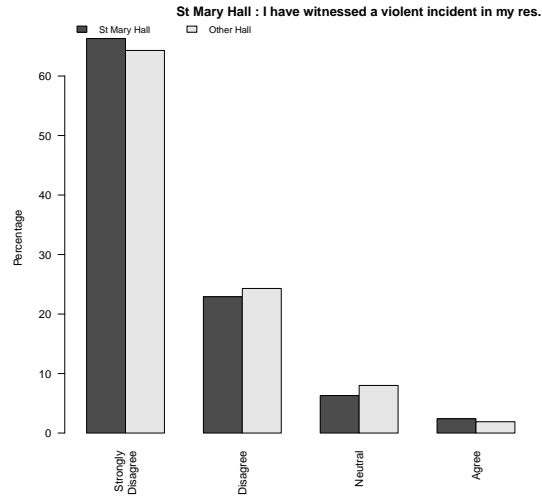


Table 40: I have witnessed a violent incident in my res.

|                         | N    | St Mary Hall | Other Hall | Test Statistic          |
|-------------------------|------|--------------|------------|-------------------------|
|                         |      | $N = 215$    | $N = 2609$ |                         |
| q35 : Strongly Disagree | 2742 | 66% ( 136)   | 64% (1632) | $\chi^2_4 = 2, P = 0.8$ |
| Disagree                |      | 23% ( 47)    | 24% ( 616) |                         |
| Neutral                 |      | 6% ( 13)     | 8% ( 204)  |                         |
| Agree                   |      | 2% ( 5)      | 2% ( 48)   |                         |
| Strongly Agree          |      | 2% ( 4)      | 2% ( 37)   |                         |





10 Item: Sexism

Table 41: In my residence this year I have been subjected to hate speech and / or discrimination because of my gender / sex

|                          | N    | St Mary Hall   | Other Hall      | Test Statistic          |
|--------------------------|------|----------------|-----------------|-------------------------|
|                          |      | <i>N</i> = 215 | <i>N</i> = 2609 |                         |
| q21a : Strongly Disagree | 2644 | 75.3% ( 146)   | 76.2% (1866)    | $\chi^2_4 = 1, P = 0.9$ |
| Disagree                 |      | 19.6% ( 38)    | 17.3% ( 424)    |                         |
| Neutral                  |      | 3.6% ( 7)      | 4.9% ( 120)     |                         |
| Agree                    |      | 0.5% ( 1)      | 0.7% ( 17)      |                         |
| Strongly Agree           |      | 1.0% ( 2)      | 0.9% ( 23)      |                         |

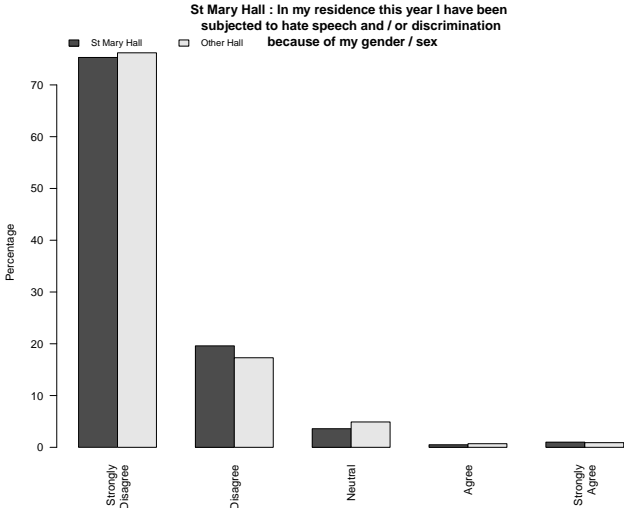
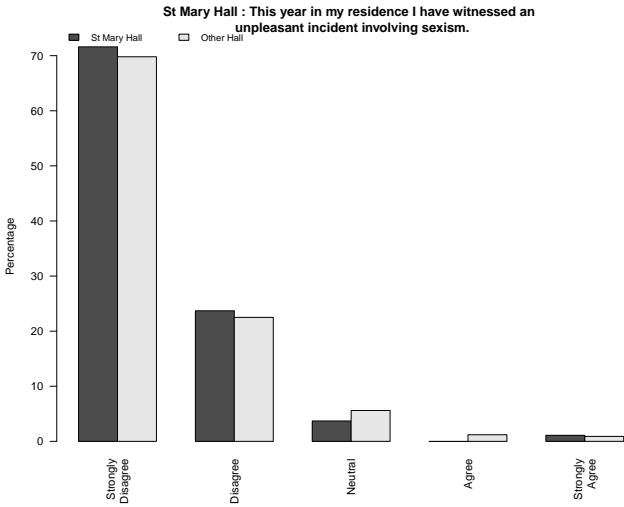


Table 42: This year in my residence I have witnessed an unpleasant incident involving sexism.

|                          | N    | St Mary Hall   | Other Hall      | Test Statistic          |
|--------------------------|------|----------------|-----------------|-------------------------|
|                          |      | <i>N</i> = 215 | <i>N</i> = 2609 |                         |
| q49a : Strongly Disagree | 2618 | 71.6% ( 136)   | 69.8% (1694)    | $\chi^2_4 = 4, P = 0.5$ |
| Disagree                 |      | 23.7% ( 45)    | 22.5% ( 547)    |                         |
| Neutral                  |      | 3.7% ( 7)      | 5.6% ( 136)     |                         |
| Agree                    |      | 0.0% ( 0)      | 1.2% ( 29)      |                         |
| Strongly Agree           |      | 1.1% ( 2)      | 0.9% ( 22)      |                         |



## 11 Item: Racism and Xenophobia

Table 43: In my residence this year I have been subjected to hate speech and / or discrimination because of my race

|                          | N    | St Mary Hall   | Other Hall      | Test Statistic          |
|--------------------------|------|----------------|-----------------|-------------------------|
|                          |      | <i>N</i> = 215 | <i>N</i> = 2609 |                         |
| q21b : Strongly Disagree | 2646 | 72% ( 139)     | 70% (1723)      | $\chi^2_4 = 1, P = 0.9$ |
| Disagree                 |      | 20% ( 38)      | 19% ( 459)      |                         |
| Neutral                  |      | 5% ( 10)       | 7% ( 176)       |                         |
| Agree                    |      | 3% ( 5)        | 2% ( 61)        |                         |
| Strongly Agree           |      | 1% ( 2)        | 1% ( 33)        |                         |

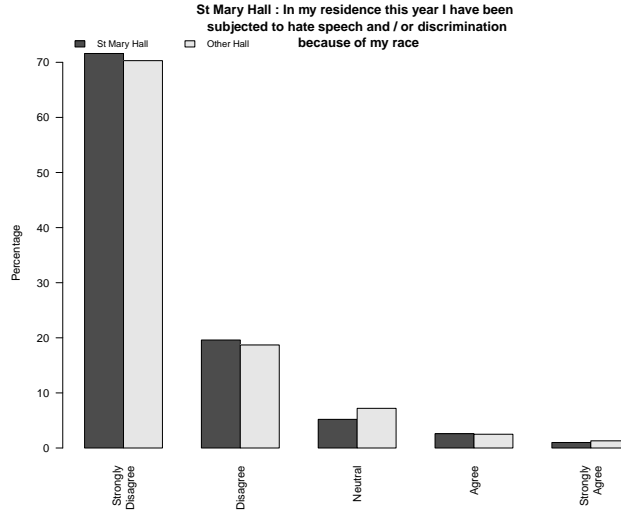


Table 44: In my residence this year I have been subjected to hate speech and / or discrimination because of my nationality / culture

|                          | N    | St Mary Hall   | Other Hall      | Test Statistic          |
|--------------------------|------|----------------|-----------------|-------------------------|
|                          |      | <i>N</i> = 215 | <i>N</i> = 2609 |                         |
| q21d : Strongly Disagree | 2646 | 73% ( 141)     | 72% (1752)      | $\chi^2_4 = 4, P = 0.5$ |
| Disagree                 |      | 19% ( 36)      | 18% ( 434)      |                         |
| Neutral                  |      | 5% ( 9)        | 7% ( 179)       |                         |
| Agree                    |      | 3% ( 6)        | 2% ( 47)        |                         |
| Strongly Agree           |      | 1% ( 2)        | 2% ( 40)        |                         |

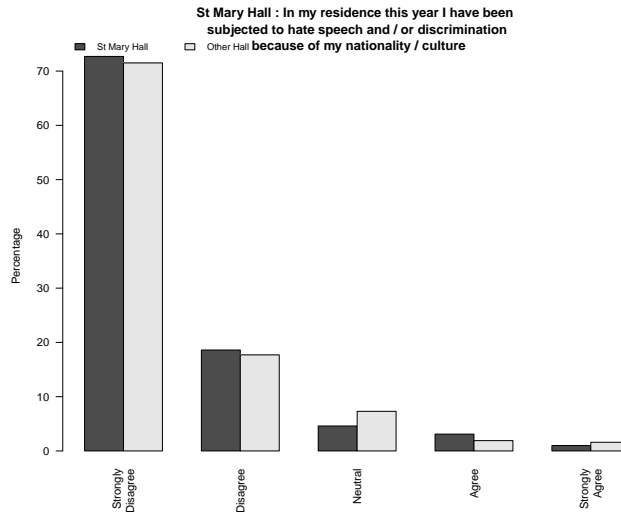


Table 45: I am comfortable living with people of a different culture / nationality.

|                          | N    | St Mary Hall | Other Hall   | Test Statistic          |
|--------------------------|------|--------------|--------------|-------------------------|
|                          |      | $N = 215$    | $N = 2609$   |                         |
| q31a : Strongly Disagree | 2802 | 0.5% ( 1)    | 0.8% ( 20)   | $\chi^2_4 = 2, P = 0.7$ |
| Disagree                 |      | 0.5% ( 1)    | 0.3% ( 8)    |                         |
| Neutral                  |      | 6.1% ( 13)   | 5.3% ( 138)  |                         |
| Agree                    |      | 39.9% ( 85)  | 36.2% ( 937) |                         |
| Strongly Agree           |      | 53.1% ( 113) | 57.4% (1486) |                         |

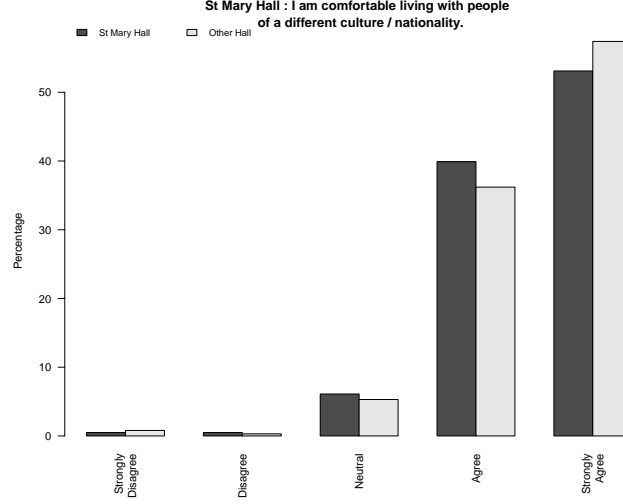


Table 46: I am comfortable living with people of a different race.

|                          | N    | St Mary Hall | Other Hall   | Test Statistic          |
|--------------------------|------|--------------|--------------|-------------------------|
|                          |      | $N = 215$    | $N = 2609$   |                         |
| q31f : Strongly Disagree | 2798 | 0.5% ( 1)    | 0.6% ( 16)   | $\chi^2_4 = 1, P = 0.8$ |
| Disagree                 |      | 0.0% ( 0)    | 0.4% ( 11)   |                         |
| Neutral                  |      | 5.2% ( 11)   | 5.1% ( 132)  |                         |
| Agree                    |      | 37.9% ( 80)  | 35.4% ( 915) |                         |
| Strongly Agree           |      | 56.4% ( 119) | 58.5% (1513) |                         |

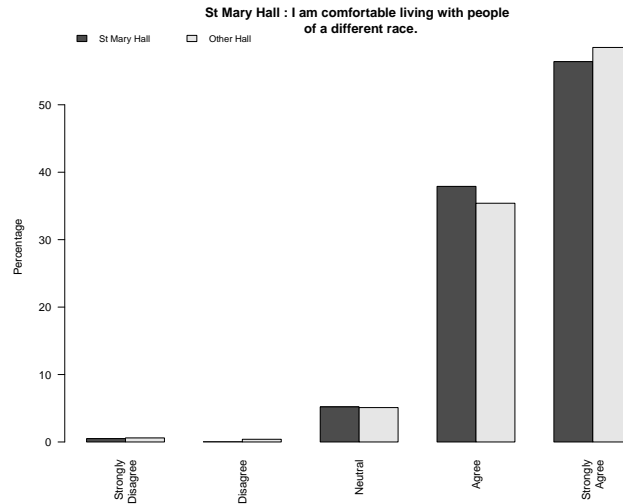


Table 47: This year in my residence I have witnessed an unpleasant incident involving racism.

|                          | N    | St Mary Hall | Other Hall | Test Statistic          |
|--------------------------|------|--------------|------------|-------------------------|
|                          |      | $N = 215$    | $N = 2609$ |                         |
| q49b : Strongly Disagree | 2622 | 70% ( 132)   | 66% (1607) | $\chi^2_4 = 5, P = 0.3$ |
| Disagree                 |      | 24% ( 45)    | 22% ( 532) |                         |
| Neutral                  |      | 4% ( 8)      | 8% ( 198)  |                         |
| Agree                    |      | 2% ( 3)      | 2% ( 62)   |                         |
| Strongly Agree           |      | 1% ( 2)      | 1% ( 33)   |                         |

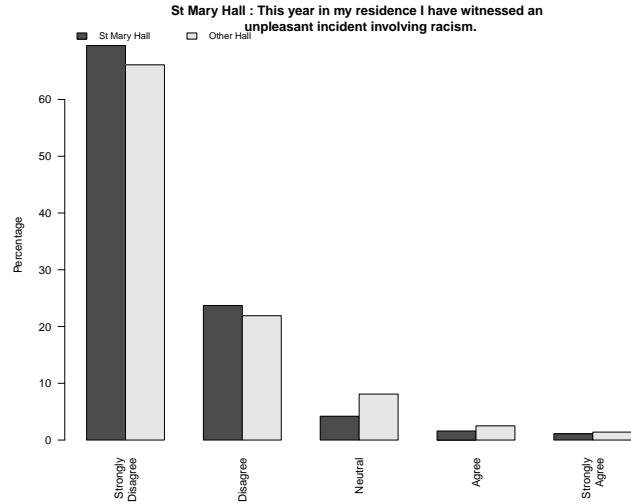
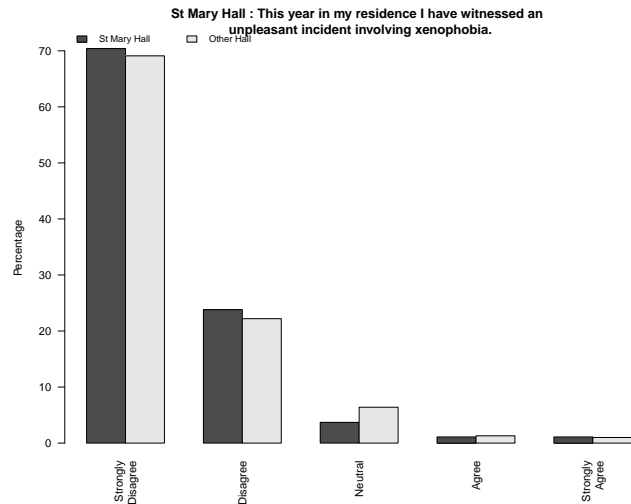


Table 48: This year in my residence I have witnessed an unpleasant incident involving xenophobia.

|                          | N    | St Mary Hall | Other Hall | Test Statistic          |
|--------------------------|------|--------------|------------|-------------------------|
|                          |      | $N = 215$    | $N = 2609$ |                         |
| q49d : Strongly Disagree | 2620 | 70% ( 133)   | 69% (1679) | $\chi^2_4 = 2, P = 0.7$ |
| Disagree                 |      | 24% ( 45)    | 22% ( 539) |                         |
| Neutral                  |      | 4% ( 7)      | 6% ( 156)  |                         |
| Agree                    |      | 1% ( 2)      | 1% ( 32)   |                         |
| Strongly Agree           |      | 1% ( 2)      | 1% ( 25)   |                         |



## 12 Item: Homophobia

Table 49: In my residence this year I have been subjected to hate speech and / or discrimination because of my sexual orientation

|                          | N    | St Mary Hall<br><i>N</i> = 215 | Other Hall<br><i>N</i> = 2609 | Test Statistic          |
|--------------------------|------|--------------------------------|-------------------------------|-------------------------|
| q21c : Strongly Disagree | 2639 | 75% ( 146)                     | 75% (1839)                    | $\chi^2_4 = 3, P = 0.6$ |
| Disagree                 |      | 20% ( 38)                      | 18% ( 431)                    |                         |
| Neutral                  |      | 3% ( 5)                        | 5% ( 122)                     |                         |
| Agree                    |      | 1% ( 2)                        | 1% ( 25)                      |                         |
| Strongly Agree           |      | 2% ( 3)                        | 1% ( 28)                      |                         |

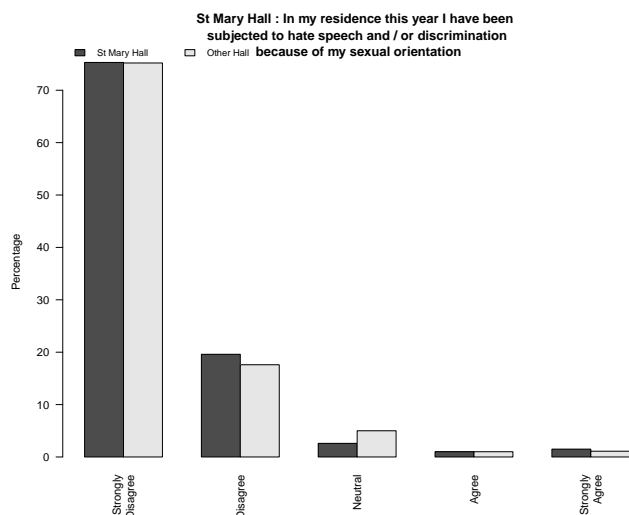


Table 50: I am comfortable living with people with a different sexual orientation.

|                          | N    | St Mary Hall<br><i>N</i> = 215 | Other Hall<br><i>N</i> = 2609 | Test Statistic           |
|--------------------------|------|--------------------------------|-------------------------------|--------------------------|
| q31c : Strongly Disagree | 2800 | 0.9% ( 2)                      | 2.6% ( 67)                    | $\chi^2_4 = 9, P = 0.07$ |
| Disagree                 |      | 3.8% ( 8)                      | 2.6% ( 66)                    |                          |
| Neutral                  |      | 7.1% ( 15)                     | 12.4% ( 321)                  |                          |
| Agree                    |      | 37.3% ( 79)                    | 33.5% ( 868)                  |                          |
| Strongly Agree           |      | 50.9% ( 108)                   | 48.9% (1266)                  |                          |

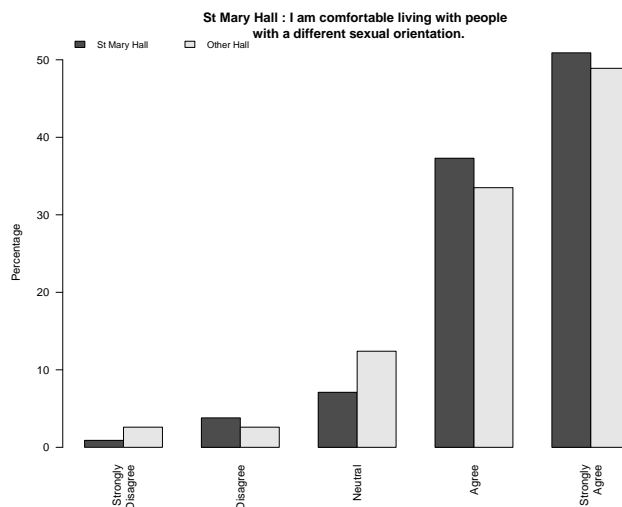
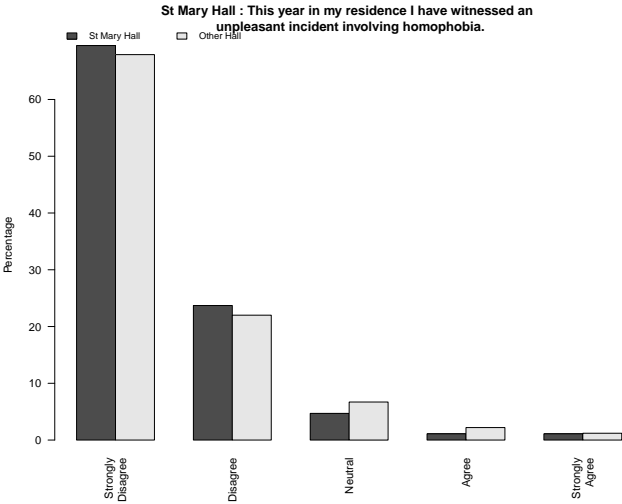


Table 51: This year in my residence I have witnessed an unpleasant incident involving homophobia.

|                          | N    | St Mary Hall   | Other Hall      | Test Statistic          |
|--------------------------|------|----------------|-----------------|-------------------------|
|                          |      | <i>N</i> = 215 | <i>N</i> = 2609 |                         |
| q49c : Strongly Disagree | 2621 | 70% ( 132)     | 68% (1650)      | $\chi^2_4 = 3, P = 0.6$ |
| Disagree                 |      | 24% ( 45)      | 22% ( 535)      |                         |
| Neutral                  |      | 5% ( 9)        | 7% ( 164)       |                         |
| Agree                    |      | 1% ( 2)        | 2% ( 54)        |                         |
| Strongly Agree           |      | 1% ( 2)        | 1% ( 28)        |                         |



### 13 Item: Religious Intolerance

Table 52: In my residence this year I have been subjected to hate speech and / or discrimination because of my religion / belief.

|                          | N    | St Mary Hall<br><i>N</i> = 215 | Other Hall<br><i>N</i> = 2609 | Test Statistic          |
|--------------------------|------|--------------------------------|-------------------------------|-------------------------|
| q21e : Strongly Disagree | 2628 | 71% ( 136)                     | 70% (1707)                    | $\chi^2_4 = 2, P = 0.8$ |
| Disagree                 |      | 19% ( 37)                      | 19% ( 455)                    |                         |
| Neutral                  |      | 6% ( 12)                       | 8% ( 182)                     |                         |
| Agree                    |      | 2% ( 3)                        | 2% ( 60)                      |                         |
| Strongly Agree           |      | 2% ( 4)                        | 1% ( 32)                      |                         |

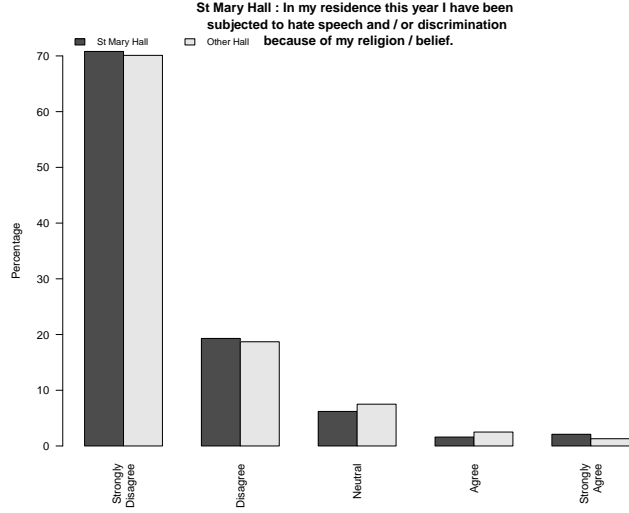


Table 53: I am comfortable living with people with a different religion / belief.

|                          | N    | St Mary Hall<br><i>N</i> = 215 | Other Hall<br><i>N</i> = 2609 | Test Statistic          |
|--------------------------|------|--------------------------------|-------------------------------|-------------------------|
| q31b : Strongly Disagree | 2807 | 0.5% ( 1)                      | 0.6% ( 15)                    | $\chi^2_4 = 4, P = 0.4$ |
| Disagree                 |      | 1.9% ( 4)                      | 0.7% ( 19)                    |                         |
| Neutral                  |      | 6.6% ( 14)                     | 5.9% ( 152)                   |                         |
| Agree                    |      | 38.5% ( 82)                    | 37.1% ( 963)                  |                         |
| Strongly Agree           |      | 52.6% ( 112)                   | 55.7% (1445)                  |                         |

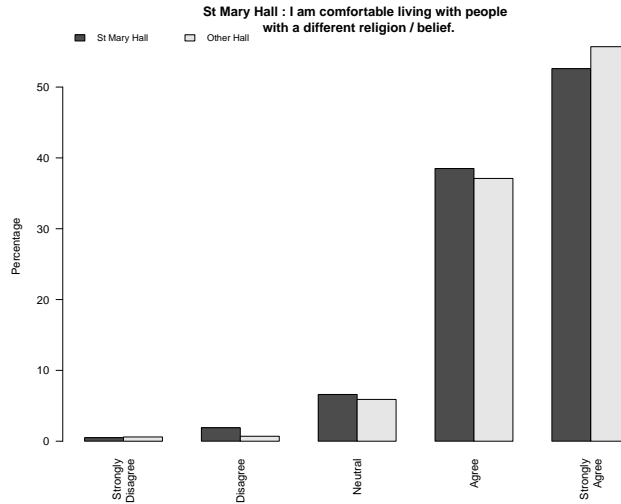
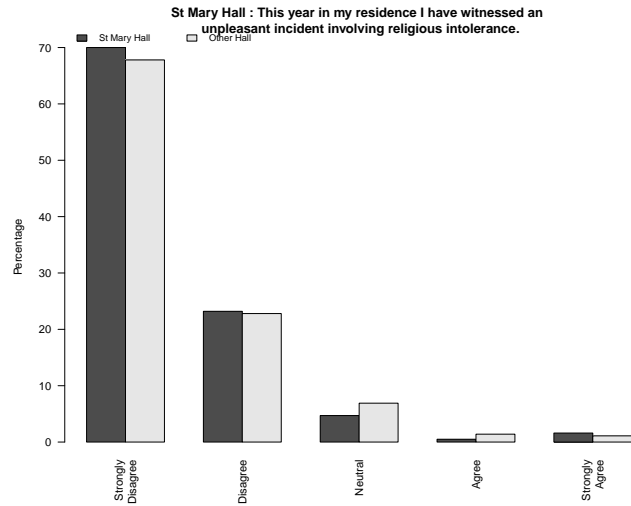


Table 54: This year in my residence I have witnessed an unpleasant incident involving religious intolerance.

|                          | N    | St Mary Hall | Other Hall   | Test Statistic          |
|--------------------------|------|--------------|--------------|-------------------------|
|                          |      | $N = 215$    | $N = 2609$   |                         |
| q49e : Strongly Disagree | 2604 | 70.0% ( 133) | 67.8% (1637) | $\chi^2_4 = 3, P = 0.6$ |
| Disagree                 |      | 23.2% ( 44)  | 22.8% ( 550) |                         |
| Neutral                  |      | 4.7% ( 9)    | 6.9% ( 167)  |                         |
| Agree                    |      | 0.5% ( 1)    | 1.4% ( 34)   |                         |
| Strongly Agree           |      | 1.6% ( 3)    | 1.1% ( 26)   |                         |





## 14 Item: Disability

Table 55: In my residence this year I have been subjected to hate speech and / or discrimination because of my disability.

|                          | N    | St Mary Hall   | Other Hall      | Test Statistic          |
|--------------------------|------|----------------|-----------------|-------------------------|
|                          |      | <i>N</i> = 215 | <i>N</i> = 2609 |                         |
| q21f : Strongly Disagree | 2610 | 77% ( 146)     | 76% (1849)      | $\chi^2_4 = 0.5, P = 1$ |
| Disagree                 |      | 17% ( 32)      | 16% ( 391)      |                         |
| Neutral                  |      | 4% ( 8)        | 5% ( 131)       |                         |
| Agree                    |      | 1% ( 2)        | 1% ( 24)        |                         |
| Strongly Agree           |      | 1% ( 2)        | 1% ( 25)        |                         |

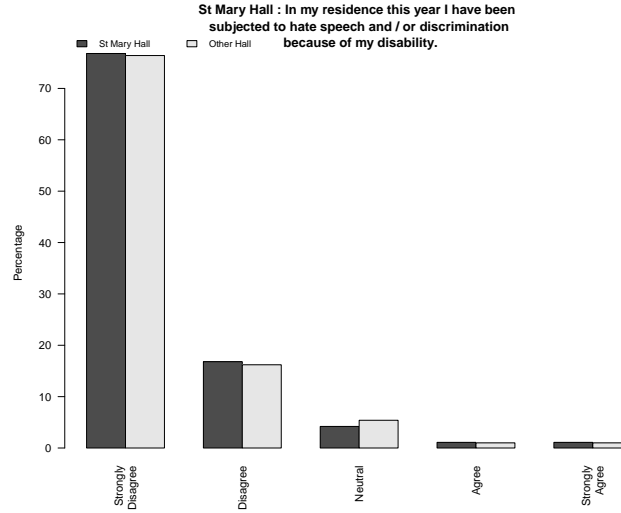
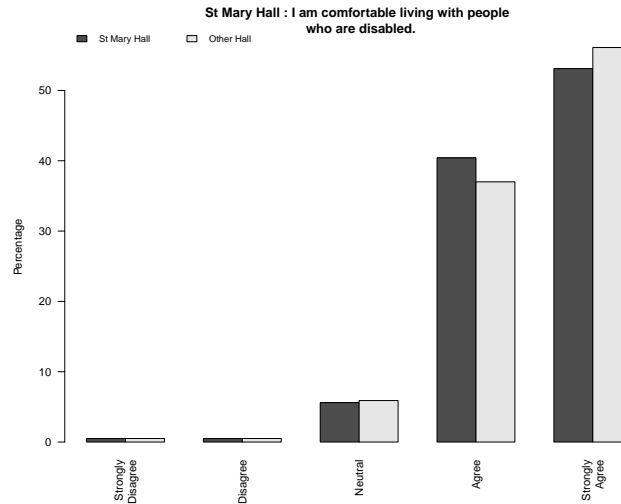


Table 56: I am comfortable living with people who are disabled.

|                          | N    | St Mary Hall   | Other Hall      | Test Statistic          |
|--------------------------|------|----------------|-----------------|-------------------------|
|                          |      | <i>N</i> = 215 | <i>N</i> = 2609 |                         |
| q31d : Strongly Disagree | 2804 | 0.5% ( 1)      | 0.5% ( 12)      | $\chi^2_4 = 1, P = 0.9$ |
| Disagree                 |      | 0.5% ( 1)      | 0.5% ( 14)      |                         |
| Neutral                  |      | 5.6% ( 12)     | 5.9% ( 153)     |                         |
| Agree                    |      | 40.4% ( 86)    | 37.0% ( 959)    |                         |
| Strongly Agree           |      | 53.1% ( 113)   | 56.1% (1453)    |                         |



## 15 Item: House Warden

Table 57: I feel comfortable discussing personal issues and problems with my Warden.

|                        | N    | St Mary Hall   | Other Hall      | Test Statistic            |
|------------------------|------|----------------|-----------------|---------------------------|
|                        |      | <i>N</i> = 215 | <i>N</i> = 2609 |                           |
| q3 : Strongly Disagree | 2782 | 8% ( 16)       | 6% (153)        | $\chi^2_4 = 10, P = 0.04$ |
| Disagree               |      | 13% ( 28)      | 9% (223)        |                           |
| Neutral                |      | 31% ( 66)      | 29% (745)       |                           |
| Agree                  |      | 31% ( 66)      | 33% (853)       |                           |
| Strongly Agree         |      | 17% ( 35)      | 23% (597)       |                           |

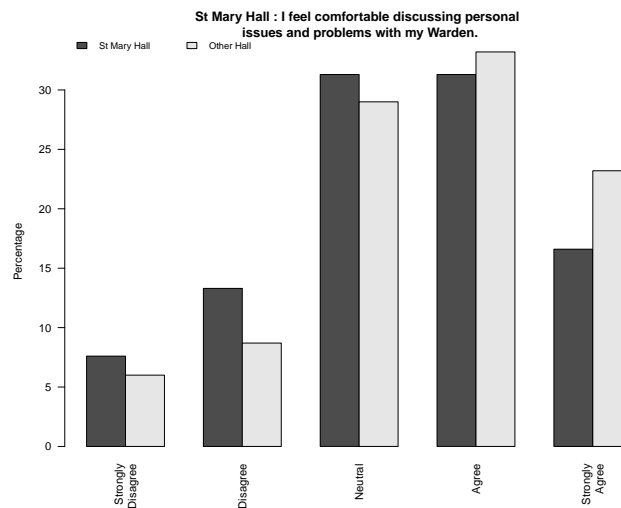


Table 58: My House Warden is available if I need her/him.

|                         | N    | St Mary Hall   | Other Hall      | Test Statistic             |
|-------------------------|------|----------------|-----------------|----------------------------|
|                         |      | <i>N</i> = 215 | <i>N</i> = 2609 |                            |
| q11 : Strongly Disagree | 2796 | 1.4% ( 3)      | 1.1% ( 28)      | $\chi^2_4 = 25, P < 0.001$ |
| Disagree                |      | 0.9% ( 2)      | 3.3% ( 86)      |                            |
| Neutral                 |      | 29.2% ( 62)    | 18.6% ( 481)    |                            |
| Agree                   |      | 47.6% ( 101)   | 43.6% (1127)    |                            |
| Strongly Agree          |      | 20.8% ( 44)    | 33.4% ( 862)    |                            |

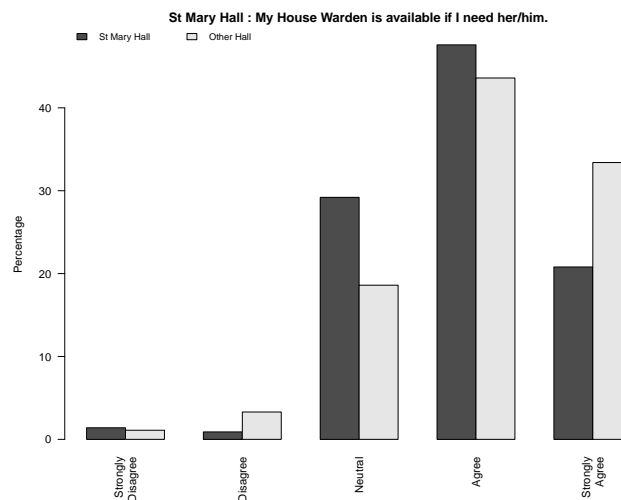


Table 59: I have contact with my House Warden at least once a week from a casual greeting to a conversation

|                         | N    | St Mary Hall   | Other Hall      | Test Statistic            |
|-------------------------|------|----------------|-----------------|---------------------------|
|                         |      | <i>N</i> = 215 | <i>N</i> = 2609 |                           |
| q13 : Strongly Disagree | 2804 | 8% ( 16)       | 8% (209)        | $\chi^2_4 = 10, P = 0.04$ |
| Disagree                |      | 15% ( 31)      | 14% (360)       |                           |
| Neutral                 |      | 27% ( 58)      | 23% (602)       |                           |
| Agree                   |      | 36% ( 77)      | 32% (816)       |                           |
| Strongly Agree          |      | 14% ( 30)      | 23% (605)       |                           |

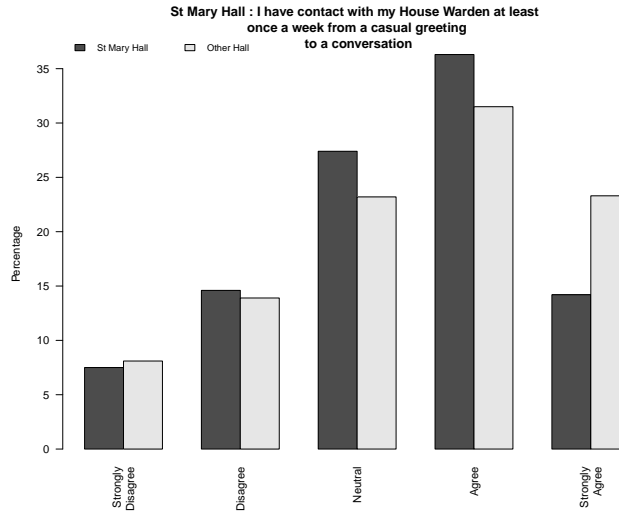


Table 60: If I have an academic problem, my House Warden is usually able to help me or direct me to someone who can.

|                         | N    | St Mary Hall   | Other Hall      | Test Statistic          |
|-------------------------|------|----------------|-----------------|-------------------------|
|                         |      | <i>N</i> = 215 | <i>N</i> = 2609 |                         |
| q16 : Strongly Disagree | 2745 | 2% ( 5)        | 3% ( 75)        | $\chi^2_4 = 1, P = 0.9$ |
| Disagree                |      | 6% ( 12)       | 5% (120)        |                         |
| Neutral                 |      | 36% ( 75)      | 35% (892)       |                         |
| Agree                   |      | 36% ( 75)      | 37% (933)       |                         |
| Strongly Agree          |      | 19% ( 39)      | 20% (519)       |                         |

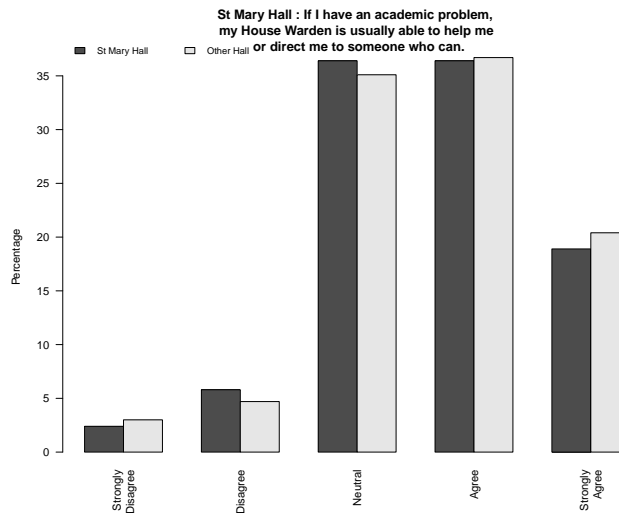


Table 61: I believe my House Warden does a good job in the role of House Warden.

|                         | N    | St Mary Hall   | Other Hall      | Test Statistic             |
|-------------------------|------|----------------|-----------------|----------------------------|
|                         |      | <i>N</i> = 215 | <i>N</i> = 2609 |                            |
| q18 : Strongly Disagree | 2796 | 0.9% ( 2)      | 1.7% ( 45)      | $\chi^2_4 = 16, P = 0.003$ |
| Disagree                |      | 2.3% ( 5)      | 2.7% ( 70)      |                            |
| Neutral                 |      | 19.2% ( 41)    | 12.6% ( 326)    |                            |
| Agree                   |      | 46.5% ( 99)    | 40.2% (1039)    |                            |
| Strongly Agree          |      | 31.0% ( 66)    | 42.7% (1103)    |                            |

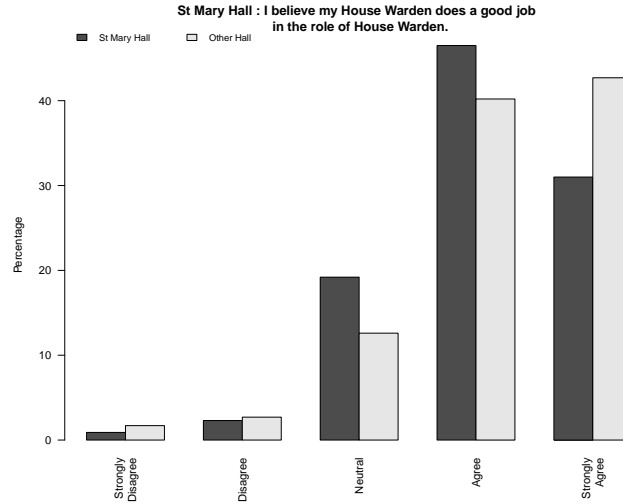


Table 62: My House Warden participates in Hall and House activities, both sporting and social.

|                         | N    | St Mary Hall   | Other Hall      | Test Statistic          |
|-------------------------|------|----------------|-----------------|-------------------------|
|                         |      | <i>N</i> = 215 | <i>N</i> = 2609 |                         |
| q36 : Strongly Disagree | 2769 | 2% ( 4)        | 3% ( 79)        | $\chi^2_4 = 7, P = 0.1$ |
| Disagree                |      | 8% ( 17)       | 8% (193)        |                         |
| Neutral                 |      | 35% ( 74)      | 34% (859)       |                         |
| Agree                   |      | 39% ( 82)      | 33% (851)       |                         |
| Strongly Agree          |      | 16% ( 33)      | 22% (577)       |                         |

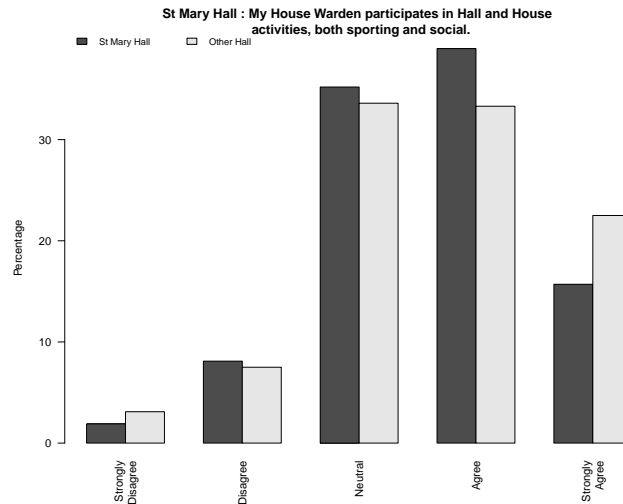
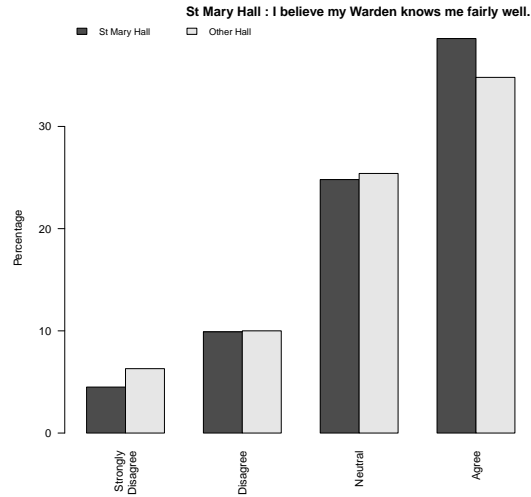


Table 63: I believe my Warden knows me fairly well.

|                         | N    | St Mary Hall   | Other Hall      | Test Statistic          |
|-------------------------|------|----------------|-----------------|-------------------------|
|                         |      | <i>N</i> = 215 | <i>N</i> = 2609 |                         |
| q46 : Strongly Disagree | 2741 | 4% ( 9)        | 6% (160)        | $\chi^2_4 = 2, P = 0.7$ |
| Disagree                |      | 10% ( 20)      | 10% (254)       |                         |
| Neutral                 |      | 25% ( 50)      | 25% (645)       |                         |
| Agree                   |      | 39% ( 78)      | 35% (883)       |                         |
| Strongly Agree          |      | 22% ( 45)      | 24% (597)       |                         |



## 16 Item: Hall Warden

Table 64: I believe my Hall Warden is fair and unbiased.

|                        | N    | St Mary Hall   | Other Hall      | Test Statistic             |
|------------------------|------|----------------|-----------------|----------------------------|
|                        |      | <i>N</i> = 215 | <i>N</i> = 2609 |                            |
| q9 : Strongly Disagree | 2798 | 4% ( 8)        | 3% ( 76)        | $\chi^2_4 = 33, P < 0.001$ |
| Disagree               |      | 9% ( 20)       | 4% ( 94)        |                            |
| Neutral                |      | 31% ( 66)      | 22% (569)       |                            |
| Agree                  |      | 33% ( 70)      | 36% (936)       |                            |
| Strongly Agree         |      | 23% ( 49)      | 35% (910)       |                            |

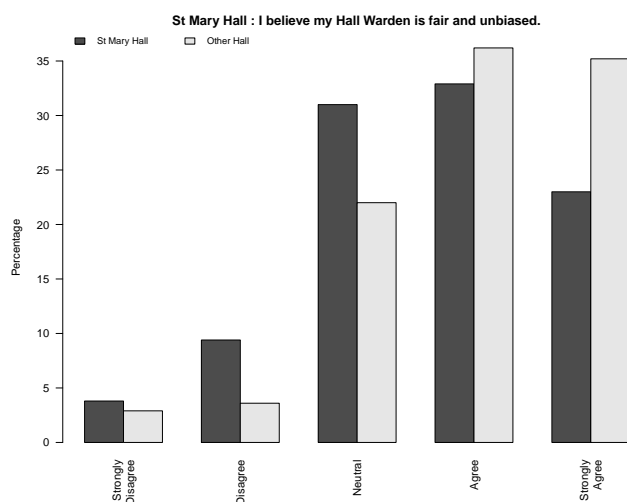


Table 65: I can easily approach my Hall Warden to discuss Hall / House matters.

|                         | N    | St Mary Hall   | Other Hall      | Test Statistic          |
|-------------------------|------|----------------|-----------------|-------------------------|
|                         |      | <i>N</i> = 215 | <i>N</i> = 2609 |                         |
| q23 : Strongly Disagree | 2777 | 8% ( 16)       | 5% (133)        | $\chi^2_4 = 4, P = 0.5$ |
| Disagree                |      | 12% ( 24)      | 10% (261)       |                         |
| Neutral                 |      | 29% ( 60)      | 31% (807)       |                         |
| Agree                   |      | 34% ( 71)      | 34% (876)       |                         |
| Strongly Agree          |      | 17% ( 35)      | 19% (494)       |                         |

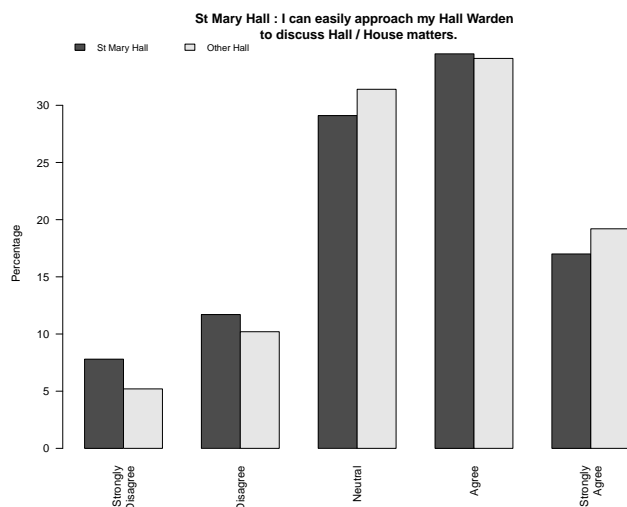
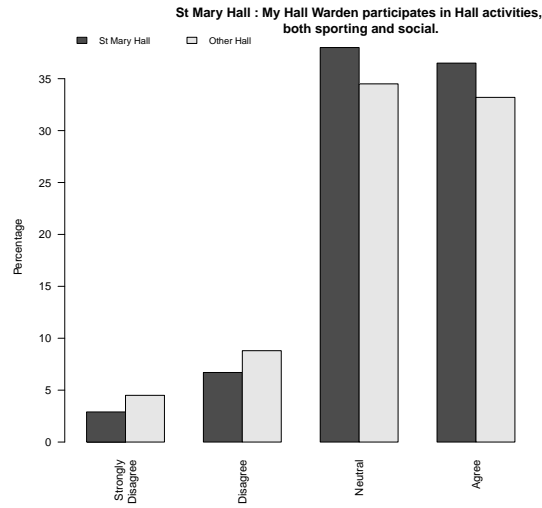


Table 66: My Hall Warden participates in Hall activities, both sporting and social.

|                         | N    | St Mary Hall   | Other Hall      | Test Statistic          |
|-------------------------|------|----------------|-----------------|-------------------------|
|                         |      | <i>N</i> = 215 | <i>N</i> = 2609 |                         |
| q30 : Strongly Disagree | 2743 | 3% ( 6)        | 4% (115)        | $\chi^2_4 = 4, P = 0.4$ |
| Disagree                |      | 7% ( 14)       | 9% (222)        |                         |
| Neutral                 |      | 38% ( 79)      | 34% (875)       |                         |
| Agree                   |      | 36% ( 76)      | 33% (842)       |                         |
| Strongly Agree          |      | 16% ( 33)      | 19% (481)       |                         |



## 17 Summary of All Items

Item Scores for my Hall compared to all Halls

Table 67: Item Scores for St Mary Hall by all other Halls

|                       | N    | St Mary Hall   |     |     |           | Other Hall      |     |     |           | Test Statistic               |
|-----------------------|------|----------------|-----|-----|-----------|-----------------|-----|-----|-----------|------------------------------|
|                       |      | <i>N</i> = 215 |     |     |           | <i>N</i> = 2609 |     |     |           |                              |
| academic              | 2585 | 3.0            | 3.3 | 3.7 | (3.4±0.6) | 3.0             | 3.3 | 4.0 | (3.5±0.7) | $F_{1,2583} = 2, P = 0.1$    |
| living.in.res         | 2435 | 3.2            | 3.7 | 4.0 | (3.6±0.6) | 3.2             | 3.7 | 4.0 | (3.6±0.6) | $F_{1,2433} = 2, P = 0.2$    |
| res.governance        | 2757 | 3.5            | 4.0 | 4.2 | (3.9±0.7) | 3.5             | 4.0 | 4.5 | (3.9±0.7) | $F_{1,2755} = 2, P = 0.2$    |
| discipline            | 2730 | 3.3            | 3.7 | 4.0 | (3.6±0.7) | 3.3             | 3.7 | 4.0 | (3.7±0.7) | $F_{1,2728} = 9, P = 0.003$  |
| support.on.campus     | 793  | 3.0            | 3.5 | 3.8 | (3.4±0.7) | 3.0             | 3.5 | 4.0 | (3.6±0.7) | $F_{1,791} = 3, P = 0.09$    |
| safety.and.security   | 2721 | 3.3            | 3.7 | 4.0 | (3.7±0.6) | 3.3             | 4.0 | 4.3 | (3.8±0.7) | $F_{1,2719} = 10, P = 0.001$ |
| res.ops               | 2558 | 3.4            | 3.8 | 4.2 | (3.8±0.6) | 3.2             | 3.8 | 4.2 | (3.7±0.6) | $F_{1,2556} = 1, P = 0.3$    |
| social.issues         | 2626 | 3.7            | 4.0 | 4.3 | (3.9±0.5) | 3.6             | 3.9 | 4.3 | (3.9±0.6) | $F_{1,2624} = 1, P = 0.3$    |
| sexism                | 2566 | 1.0            | 1.0 | 1.5 | (1.3±0.6) | 1.0             | 1.0 | 1.5 | (1.4±0.6) | $F_{1,2564} = 0.3, P = 0.6$  |
| racism                | 2543 | 1.0            | 1.3 | 1.7 | (1.4±0.5) | 1.0             | 1.3 | 1.7 | (1.5±0.5) | $F_{1,2541} = 0.2, P = 0.7$  |
| homophobia            | 2556 | 1.0            | 1.3 | 1.7 | (1.5±0.5) | 1.0             | 1.3 | 2.0 | (1.5±0.6) | $F_{1,2554} = 2, P = 0.2$    |
| religious.intolerance | 2536 | 1.0            | 1.3 | 1.7 | (1.5±0.6) | 1.0             | 1.3 | 1.7 | (1.5±0.6) | $F_{1,2534} = 0.3, P = 0.6$  |
| disability            | 2607 | 1.0            | 1.0 | 1.5 | (1.4±0.5) | 1.0             | 1.5 | 1.5 | (1.4±0.5) | $F_{1,2605} = 0.1, P = 0.7$  |
| house.warden          | 2580 | 3.1            | 3.6 | 4.1 | (3.6±0.7) | 3.3             | 3.9 | 4.3 | (3.8±0.7) | $F_{1,2578} = 5, P = 0.03$   |
| hall.warden           | 2705 | 3.0            | 3.7 | 4.0 | (3.5±0.8) | 3.0             | 3.7 | 4.3 | (3.7±0.8) | $F_{1,2703} = 7, P = 0.01$   |



