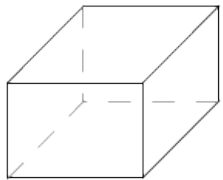
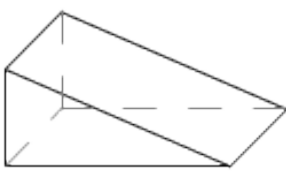
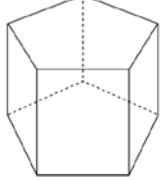
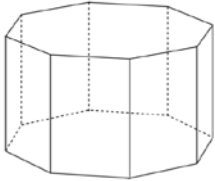
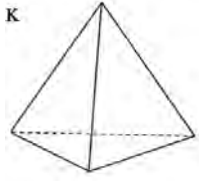
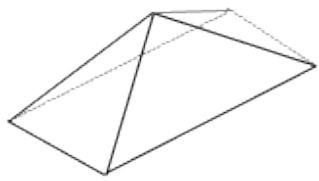
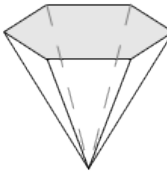
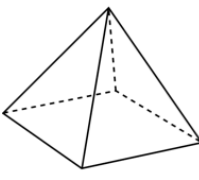
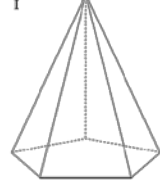
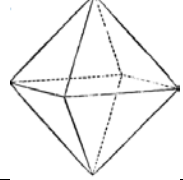
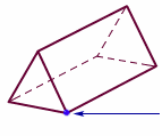
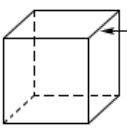
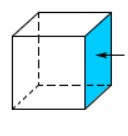



How many of these can you build from jelly tots and toothpicks?

Shape	Description	Shape	Description	Shape	Description
Rectangular Prism		Triangular Prism		Pentagonal prism	
Hexagonal Prism		Triangular Pyramid		Rectangular Pyramid	
Hexagonal Pyramid		Square Pyramid		Pentagonal pyramid	
Octahedron		Other..		Other..	

Characteristics of 3D shapes

A **face** is a flat surface of a 3D shape. An **edge** is where 2 faces meet. A **vertex** is where 2 or more edges meet. Using the shapes you have made, write its name and fill in the rest of the table. Take a photograph of your shape if you can.

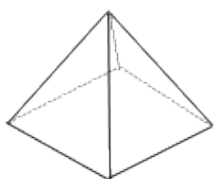
Shape Name and Sketch	 Number of vertices (Corners)	 Number of edges (Toothpicks)	 Number of faces	Shape of faces
Example Triangular pyramid 	4	6	4	All triangles

Geometric Scavenger Hunt - Inside

Using the shapes built using sweets and jelly tots, find these shapes.

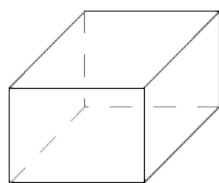
Tick each shape as you find it. Your group should find two examples of each shape.

Shape Name:



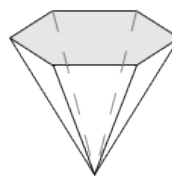
Draw the shape from another angle

Shape Name:



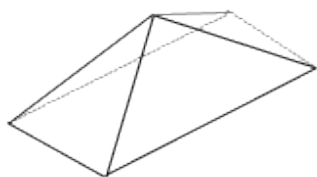
Draw the shape from another angle

Shape Name:



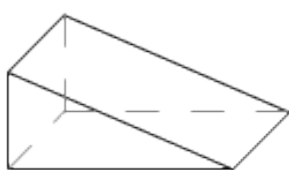
Draw the shape from another angle

Shape Name:



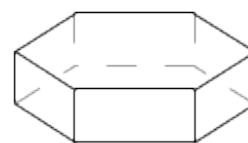
Draw the shape from another angle

Shape Name:



Draw the shape from another angle

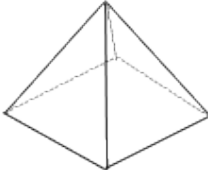
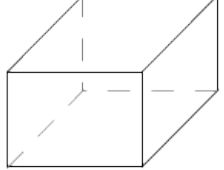
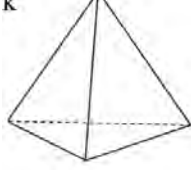
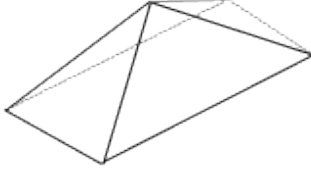
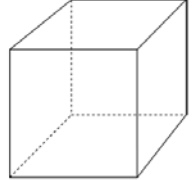

Shape Name:



Draw the shape from another angle

Geometric Scavenger Hunt - Outside

Look for shapes that match these. Tick each shape as you find it. Say what you found.

<p>Shape Name:</p>  <p>Item that looks like this:</p>	<p>Shape Name:</p>  <p>Item that looks like this:</p>	<p>Shape Name:</p> <p>K</p>  <p>Item that looks like this:</p>
<p>Shape Name:</p>  <p>Item that looks like this:</p>	<p>Shape Name:</p>  <p>Item that looks like this:</p>	<p>Shape Name:</p> <p>J</p>  <p>Item that looks like this:</p>